



**This document is brought to you by courtesy of
the National Cycle Archive
In partnership with the
Veteran-Cycle Club**

Please acknowledge the source if you refer to this material.

Find out more about the National Cycle Archive [here](#)

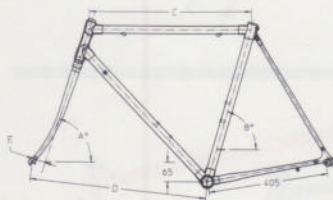


Frame Sets

PRO-TITANIUM

UNIQUE DYNA-TECH
COMPOSITE BUILD

FRAMESET FEATURING TITANIUM MAIN TUBES AND REYNOLDS MANG-MOLY TAPER GAUGE SEAT AND CHAINSTAYS. FORKS ARE BUILT WITH REYNOLDS' HEAT TREATED MANG-MOLY BLADES **SIZES** 52, 54, 56, 58, 60 CMS



DYNA-TECH
RACE FRAME GEOMETRY

SIZE	A°	B°	C	D	E
49	72°	75°	520	579	48
52	72°	75°	528	584	48
54	72°	74°	542	593	48
54.5	72°	74°	545	593	48
56	73°	74°	562	602	45
57	73°	73°	572	602	45
58	73°	73°	575	602	45
59.5	74°	73°	580	606	42
60	74°	73°	582	606	42
62	74°	72°	595	603	42



700

SERIES II ROAD-RACING GEOMETRY FRAME WITH 60 TONS TENSILE LIGHT GAUGE MAIN FRAME TUBES, AND TAPER GAUGE SEAT AND CHAINSTAYS. FORK BLADES ARE REYNOLDS TAPER-GAUGE MANG-MOLY **SIZES** 52, 54.5, 57, 59.5, 62 CMS



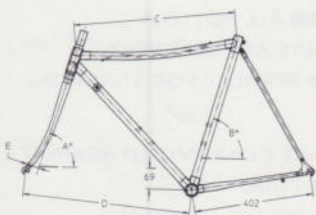
600

STYLISH ROAD RACING FRAMESET WITH LIGHT GAUGE CR-MO MAIN TUBES AND TAPER GAUGE SEAT AND CHAINSTAYS. SPECIAL FEATURE 49 CMS FRAME SIZE **SIZES** 49, 52, 54.5, 57, 59.5, 62 CMS



LO-PRO

CURVED TOP TUBE TIME TRIAL GEOMETRY FRAMESET FOR 26" FRONT, 700C REAR WHEEL CONFIGURATION. TUBE SPECIFICATION AS 700 **SIZES** 50, 53, 56, 59 CMS



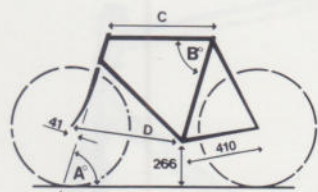
DYNA-TECH
LO-PRO GEOMETRY

SIZE	A°	B°	C	D	E
50	73°	74°	531	558	39
53	73°	74°	542	560	39
56	73.5°	73°	560	562	39
59	73.5°	73°	573	564	39



9101 TOP OF THE RANGE BRAZED FRAMESET
FEATURING REYNOLDS 653 TUBING.

TO COMPLEMENT THIS WE HAVE USED A FULL SET OF PRECISION CAST COMPONENTS – LUGS, BOTTOM BRACKET AND FORK CROWN – AND THE FRAMESET INCORPORATES A FULL SET OF BRAZE-ONS **COLOUR** FLAMBOYANT FUCHSIA OR NEON YELLOW **SIZES** 52, 54.5, 57, 59.5, 62 CMS



RACE GEOMETRY

SIZE	A°	B°	C	D
52	72°30'	75°	535	583
54.5	73°	75°	545	590
57	73°	74°	560	595
59.5	74°	74°	575	600
62	74°	74°	575	600
64.5	74°	73°	585	600

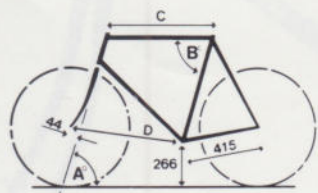


9103 POPULAR 531C FRAMESET WITH PRUGNAT
'SUPER LEGER' LUGS. THE FORK CROWN IS
PRECISION CAST AND ITALIAN FORGED FRAME AND FORK
ENDS ARE FITTED **COLOUR** ELECTRIC BLUE OR NEON
ORANGE **SIZES** 52, 54.5, 57, 59.5, 62, 64.5 CMS

GEOMETRY AS 9101



9106 531 BUTTED MAIN TUBES, 531 FORK BLADES,
'TRAINING' GEOMETRY COMBINE TO MAKE
THIS FRAMESET THE PERFECT ALL ROUNDER. IN COMMON
WITH OUR RACE FRAMESETS, GEOMETRY VARIES WITH SIZE
AND A FULL SET OF BRAZE-ONS IS STANDARD **COLOUR**
EMERALD GREEN **SIZES** 54.5, 57, 59.5, 62 CMS



TRAINING GEOMETRY

SIZE	A°	B°	C	D
54.5	73°	75°	549	600
57	73°	74°	560	600
59.5	74°	74°	575	605
62	74°	74°	575	605



SEAT PIN SIZE PRO TITANIUM 26.4 MM ALL OTHER 27.2 MM **HEADSETS** NOT SUPPLIED. STEERERS ARE LEFT LONG TO ACCOMMODATE HEADSETS WITH A BUILD-UP HEIGHT OF UP TO 40 MM. STEERERS SHOULD BE CUT DOWN TO FIT SMALLER BUILD-UP HEIGHTS, EG SHIMANO. ALL HEAD TUBE AND FORK MACHINING IS TO CAMPAGNOLO STANDARDS **BRAKE SIZE** ALL ABOVE FRAMESETS ARE DESIGNED TO ACCEPT RECESSED FITTING BRAKES. CLEARANCES ARE DESIGNED TO SUIT SHORT REACH CALIPERS (MAX 49) EXCEPT ON 9106 WHICH IS MEDIUM REACH (MAX 57) **TYRE SIZE** ALL TYPES ARE DESIGNED FOR USE WITH SPRINTS/TUBS OR UP TO 700 X 23C HIGH PRESSURE TYRES, EXCEPT 9106 WHICH WILL ACCOMMODATE MAXIMUM 700 X 25C TYRES WITH CLEARANCE FOR NARROW TYPE 700C GUARDS AND DT LO-PRO WHICH IS DESIGNED FOR 26" FRONT WHEEL **HUB WIDTH** FRONT 100 MM, REAR CUSTOM BRAZE 126 MM, DYNA-TECH 130 MM **BOTTOM BRACKET** ALL BOTTOM BRACKETS ARE 68 MM WIDTH, THREADED 1.37 DIA X 24 T.P.I. B5C **FITTINGS** SUPPLIED WITH FRAMESETS ARE SEAT BOLT, BOTTLE CAGE SCREWS, CHAINSTAY ADJUSTERS, UNDER BOTTOM BRACKET CABLE GUIDE AND STEP FERRULE FOR CHAINSTAY GEAR CABLE STOP

FRAMESET GUARANTEE RALEIGH FRAMESETS ARE MANUFACTURED TO THE HIGHEST STANDARDS AND ARE GUARANTEED AGAINST MANUFACTURING OR MATERIAL DEFECTS FOR A PERIOD OF TWELVE MONTHS FROM THE DATE OF PURCHASE. THE GUARANTEE DOES NOT COVER NORMAL WEAR AND TEAR, ALTERATION, ACCIDENT, MISUSE, NEGLIGENCE, IMPROPER MAINTENANCE OR ASSEMBLY OR COMMERCIAL USE. THIS GUARANTEE DOES NOT AFFECT YOUR STATUTORY RIGHTS.

RALEIGH INDUSTRIES LTD.,
NOTTINGHAM NG7 2DD,
ENGLAND

COLOURS PRINTED IN THIS LEAFLET ARE AS NEAR AS POSSIBLE TO THE MANUFACTURED RALEIGH PRODUCT FOR AN ACCURATE COMPARISON. WE RECOMMEND YOU SEE THE ACTUAL PRODUCT ON DISPLAY AT YOUR RALEIGH STOCKIST.

DUE TO OUR POLICY OF CONTINUAL IMPROVEMENT, PRODUCT SPECIFICATION AND APPEARANCE MAY CHANGE WHILST THIS LEAFLET IS STILL IN USE.