


> STURMEY
ARCHER <
EST. 1902



2024 ~ 2025 / Product Catalogue



The Original And Best
Since 1902




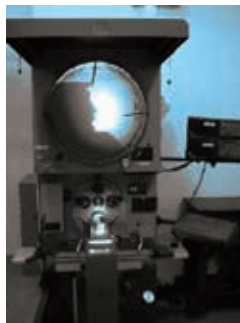
Henry Sturmey James Archer

For more than 120 years, Sturmey-Archer have been pioneers in the design and manufacture of internal gear hubs, hub brakes and dynohub lighting.

This is a history of progressive research and development which has made cycling easier and safer.

This catalogue illustrates the complete range of Sturmey-Archer cycle components, including the latest innovations.

www.sturmey-archer.com | www.sturmey-archerheritage.com



CONTENTS



History	Special Events in Sturmey-Archer History	2
I30 E-Bike System	Automatic 3-Speed E-Bike Systems	4
I20 E-Bike System	Automatic 2-Speed E-Bike Systems	8
X40	Commercial grade 4-Speed Hubs	12
X30	Commercial grade 3-Speed Hubs	14
Dynohubs	Dynamo Hubs	16
C5X	Reinforced 5-Speed Hubs	18
C50	5-Speed Hubs	20
S40	4-Speed Hubs	23
C30	Rotary 3-Speed Hubs	26

S35, S30	Classic 3-Speed Hubs	30
SX, QS, TS	Cruiser, Tricycle, Quadricycle Hubs	32
F30	Cassette Freehub 3-Speed	36
A20	Automatic Shift 2-Speed	38
HBT, SF	Single Speed Hubs, Freewheels	40
Drum Brake Hub	Front, Rear, Side Hubs	42
Front Crankset	FCS, FCT	44
BL / CTS	Brake Levers, Chain Tensioners	48
Parts		49

History



1902
3-Speed Hub



1907
3-Speed Coaster



1910
Catalogue



1910
X Gear Control



1913
Tour de France



1931
Motorcycle Gearbox Ad



1933
TF 2-Speed Fixed



1938
Dynohub & TF 4-Speed



1939
Trigger Control



1962
London-Cardiff Record



1966
S5 5-Speed




1966
S2 Kick-Shift



1968
Chopper Shifters



1970
Lights



1984
VT 70mm Front & AT3 3-Speed 70mm Rear



1985
Trigger Shifters



1988
AWC with Brass Brake



1992
Joint Trade Ad



1918
KB 3-Speed Drum Brake



1922
CC Single Speed Coaster



1922
K Gear Control



1929
Nürnberg, Germany



1946
ASC 3-Speed Fixed



1951
Dry Battery Unit



1952
50 Years Poster



1953
The Original And Best Poster



1955
Amsterdam, NL



1972
Girl Poster



1977
SBF Front Drum Brake



1978
SAB 3-Speed Drum Brake



1983
Dutch Ad



1983
S5/2 Alloy 5-Speed



1995
AT5 5-Speed Drum Brake



1997
AT7 7-Speed Drum Brake



1997
Orion Shifter



1999
Summit Series



2000
New Home Advert



2002
100 Years



2009
S3X



2015
IMC5



2017
A2

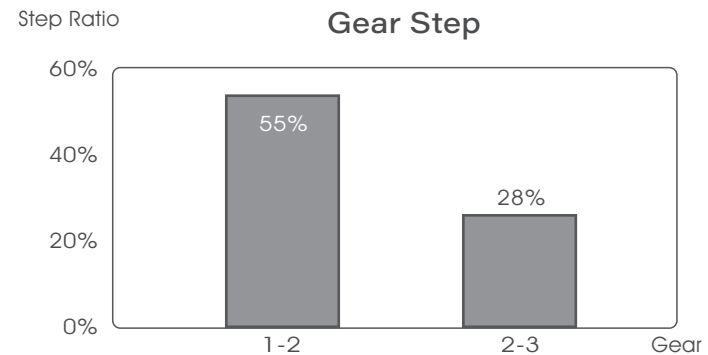
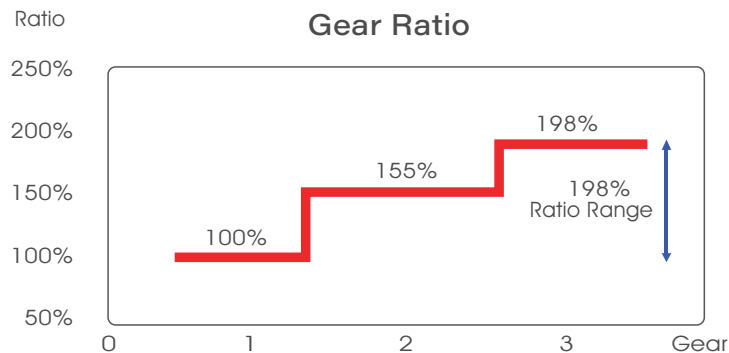


2022
E-Bike System



2022
120 Years

- Smart automatic 3-Speed shifting based on speed, torque, and cadence.
- 3-Speed gear hub with 100%, 156%, and 198% gear ratios.
- Patented smart and fast electronically controlled E-Shifter (Shift Module).
- 25kph or 32kph (20mph) top speed.
- Front hub motor with 250W (48V).
- Li-ion intube battery with 504Wh (48V) or 252Wh (48V).
- Intelligent Controller & BMS integrated in intube battery.
- CAN bus protocol.
- Bluetooth® connectivity (optional).
- LCD displays can support optional lights.
- Remote control buttons (optional).
- Power cut-off safety brake levers (optional).
- Smart & fast charger (3A) runs on low-temperature.





DSIS3 Display Stem

- LCD Display
- Assistance: Sport / Tour / Eco
- Battery: % / status
- Speed: Current / Average / Max
- Range / ODO
- kph / mph
- Walk Mode / BLE Mode / Lock Mode / USB Mode / Light Mode / Gear Mode



DSI20 Display Monitor

- LCD Display
- Assistance: Sport / Tour / Eco
- Battery: % / status
- Speed: Current / Average / Max
- Range / Trip / ODO
- kph / mph
- Walk Mode / BLE Mode / Lock Mode / USB Mode / Light Mode



RMI30 Remote

- Left Button Function
- Long press : Power ON/OFF
- Click : Switching power assist mode



I3K Rear Hub

- 3spd IGH for use with SMI30 Shifter Module
- 3spd gear ratio of 100%, 155%, and 198%
- Disc Brake mount
- 135mm OLD including SMI30 Shifter Module
- 13T~22T
- 36H/32H/28H for 13/14G
- 1,230g
- Patented



RMI20 Remote

- with built-in USB charging port
- 5V, 0.5A



SMI30

- Shifter Module I30
- Electronically controlled for use with I3K IGH.
- 150g



BTI103 Battery

- Inner Tube Battery with built-in motor controller
- 48V, 504Wh
- Lithium-ion 21700 cells (Samsung / LG)
- CANBUS 2.0B / BLE 5.0
- Torque & Speed sensing control
- Front & Rear Lights and Speaker support ready
- 3.3kg



BBSTS1 Torque Sensor

- 0.5~80Nm measuring range
- BC 1.37*24TPI with 68mm or 73mm width
- 486g



HMI30 Front Motor

- Hub Motor I30
- 250W (48V)
- 40Nm
- 25kph or 32kph (20mph)
- 36H for 13/14G
- 2.4kg



BTI123 Battery

- Inner Tube Battery with built-in motor controller
- 48V, 252Wh
- Lithium-ion 21700 cells (Samsung / LG)
- CANBUS 2.0B / BLE 5.0
- Torque & Speed sensing control
- Front & Rear Lights and Speaker support ready
- < 2kg



CHA200 Charger

- Smart charger - communication with battery BMS
- CANBUS
- 100-240V input
- 173W max output
- 3 hours charging for 0%~100% (504Wh)
- 1.5 hours charging for 50%~100% (504Wh)
- (C) C-Type Plug / (A) A-Type Plug
- 600g



Sprocket Circlip

HSL721

3809.0705.005

HSL879 (Xylan)

3809.0707.002



HSL984

3809.0805.059



Sprocket Options (p.53)



Dome Nut M10

HMN442

3809.0205.164

HMN441 (Stainless)

3809.0205.163



Rotary Cable Anchorage

HSL977

3899.0000.643



Lock Washer

M10 x 4mm x 9.5mm

HMW574

3809.0405.212

HMW575 (Xylan)

3809.0407.034



Lock Washer

M10 x 4mm x 9.5mm

HMW552

3809.0405.156

HMW551 (Xylan)

3809.0407.023



Lock Washer

M10 x 4mm x 9.5mm

HMW561

3809.0405.157

HMW563 (Xylan)

3809.0407.026



Lock Washer

M10 x 4mm x 9.5mm

HMW562

3809.0405.158

HMW564 (Xylan)

3809.0407.027



Lock Washer

M10 x 6mm x 9.7mm

HMW566

3809.0410.019

Fitting Sets

[Reversed End]

HF113.SSSS
HFX13.SSSS



HSL721
HSL879



HSL984
HSL984



HMW552 (x2)
HMW551 (x2)



HMN442 (x2)
HMN441 (x2)

[Standard (Angled) End]

HF113.SSAS
HFX13.SSAS



HSL721
HSL879



HSL984
HSL984



HMW561 HMW562
HMW563 HMW564



HMN442 (x2)
HMN441 (x2)

[Vertical End]

HF113.SSVS
HFX13.SSVS



HSL721
HSL879



HSL984
HSL984



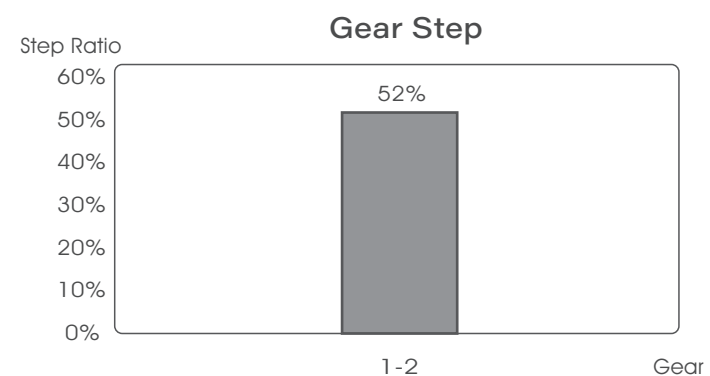
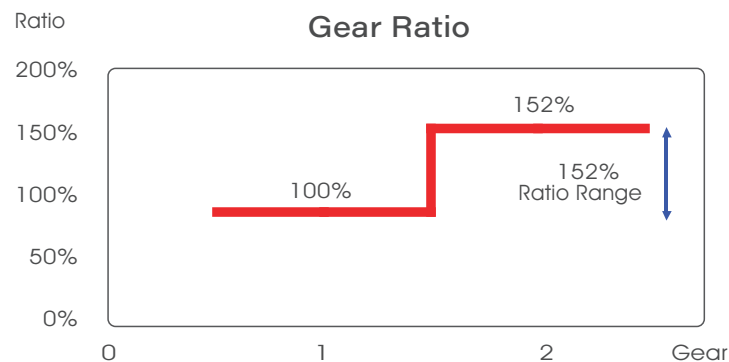
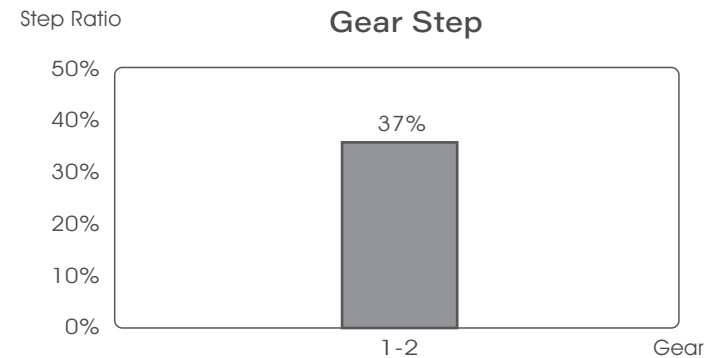
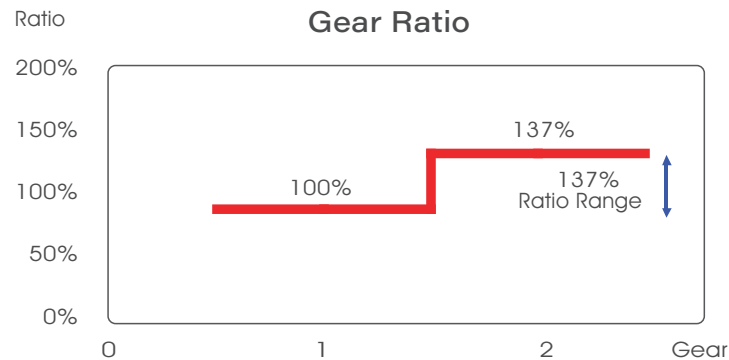
HMW566 (x2)
HMW566 (x2)




HMN442 (x2)
HMN441 (x2)

Notes

- Automatic 2-Speed hub motor with built-in torque sensor.
- Direct-drive hub motor with 250W (36V/48V) or 500W (48V).
- 2-Speed with 137% or 152% gear ratios.
- Automatic gear shifting at 18kph.
- 25kph or 32kph (20mph) top speed.
- Integrated with 110mm drum brake or 4-hole disc brake.
- Li-ion intube battery with 504Wh (48V).
- Intelligent Controller & BMS integrated in intube battery.
- CAN bus protocol.
- Bluetooth® connectivity (optional).
- LCD displays can support optional lights.
- Remote control buttons (optional).
- Power cut-off safety brake levers (optional).
- Smart & fast charger (3A) runs on low-temperature.





IMA2-T

- Compatible with 21"Wheel Above
- 500W / 250W Output Power
- Toque Sensor Embedded
- Automatic 2-Speed Gear Hub
 - High / Low changing speed point option
- 110mm Drum Brake

IMA2-K

- Compatible with 21"Wheel Above
- 500W / 250W Output Power
- Toque Sensor Embedded
- Automatic 2-Speed Gear Hub
 - High / Low changing speed point option
- Disc Brake



- DSIS3 Display Stem**
- LCD Display
 - Assistance: Sport / Tour / Eco
 - Battery: % / status
 - Speed: Current / Average / Max
 - Range / ODO
 - kph / mph
 - Walk Mode / BLE Mode / Lock Mode / USB Mode / Light Mode / Gear Mode



- RMI30 Remote**
- Left Button Function
 - Long press : Power ON/OFF
 - Click : Switching power assist mode



- DRMS30.S4**
- Ø160mm diameter
 - Ø8mm*4-bolt fixed method
 - BCD 65mm



- BTI103 Battery**
- Inner Tube Battery with built-in motor controller
 - 48V, 504Wh
 - Lithium-ion 21700 cells (Samsung / LG)
 - CANBUS 2.0B / BLE 5.0
 - Torque & Speed sensing control
 - Front & Rear Lights and Speaker support ready
 - 3.3kg



- IMA2K / IMA2D Rear Motor**
- Automatic 2spd IGH E-Motor with Torque Sensor
 - 2spd IGH with 137% or 153% gear range
 - Automatic gear shifting at 18kph
 - Magnetoelastic Torque Sensor with 0~100Nm range
 - (K) Disc Brake or (D) 110mm Drum Brake
 - Direct-drive hub motor
 - 250W (36V/48V) with 40Nm or 500W (48V) with 50Nm
 - 25kph or 32kph (20mph)



- DSI20 Display Monitor**
- LCD Display
 - Assistance: Sport / Tour / Eco
 - Battery: % / status
 - Speed: Current / Average / Max
 - Range / Trip / ODO
 - kph / mph
 - Walk Mode / BLE Mode / Lock Mode / USB Mode / Light Mode



- RMI20 Remote**
- with built-in USB charging port
 - 5V, 0.5A



- CHA200 Charger**
- Smart charger - communication with battery BMS
 - CANBUS
 - 100-240V input
 - 173W max output
 - 3 hours charging for 0%~100% (504Wh)
 - 1.5 hours charging for 50%~100% (504Wh)
 - (C) C-Type Plug / (A) A-Type Plug
 - 600g

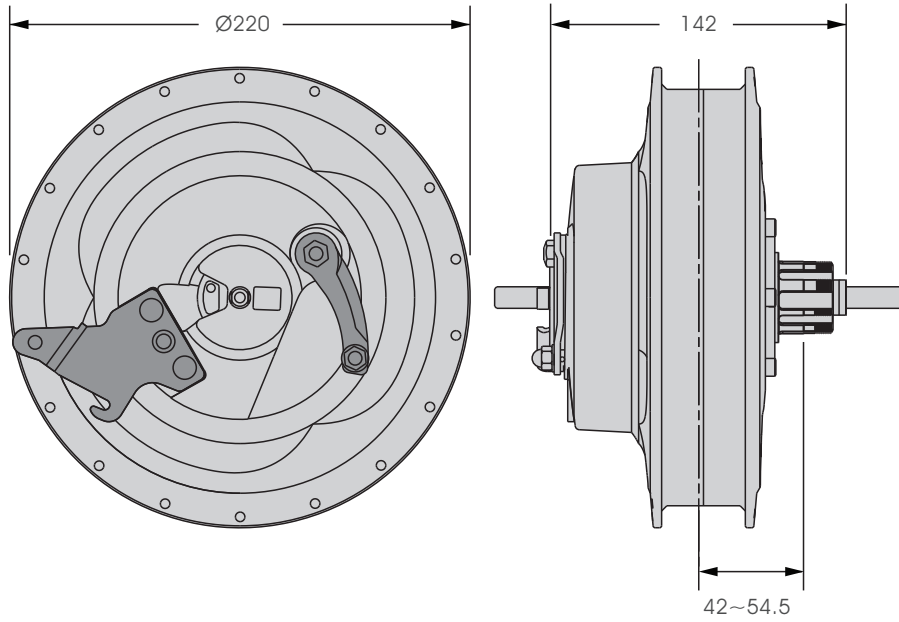


- BLS72E (Forged Alloy Lever)**
- BLS73E (die-casting Alloy Lever)**
- Poweroff safety lever
 - For Drum / Roller
- BLM72E (Forged Alloy Lever)**
- BLM73E (die-casting Alloy Lever)**
- Poweroff safety lever
 - For V-Brake / Disc Brake

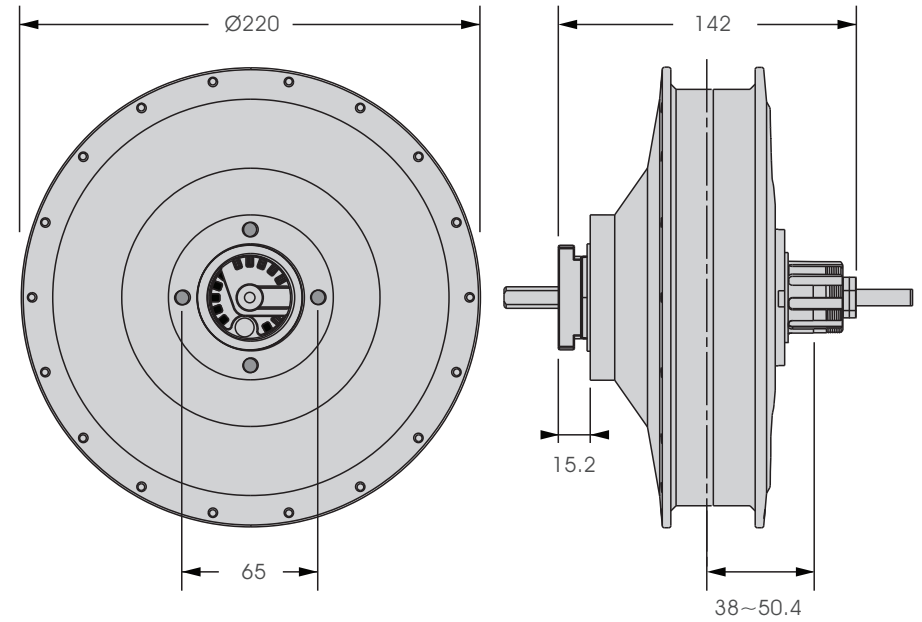
- BLS72E-P (Forged Alloy Lever)**
- BLS73E-P (die-casting Alloy Lever)**
- Poweroff safety lever
 - Parking Brake Button
 - For Drum / Roller
- BLM72E-P (Forged Alloy Lever)**
- BLM73E-P (die-casting Alloy Lever)**
- Poweroff safety lever
 - Parking Brake Button
 - For V-Brake / Disc Brake

Parking Switch

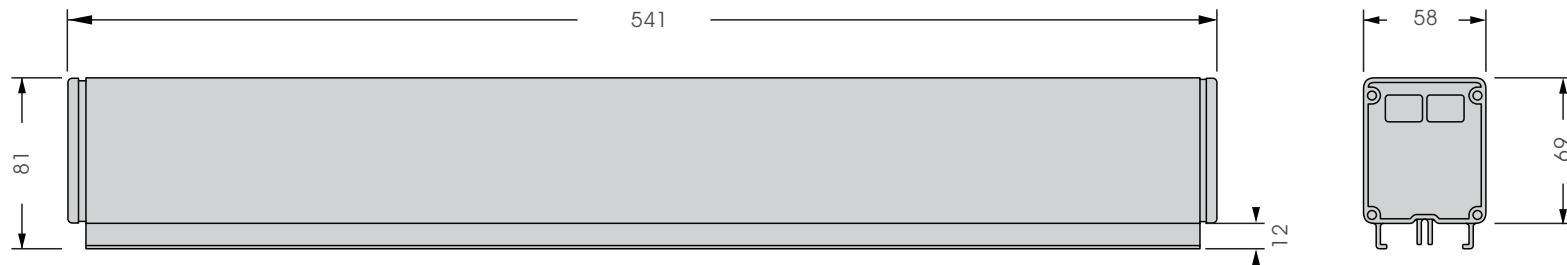
IMA2D



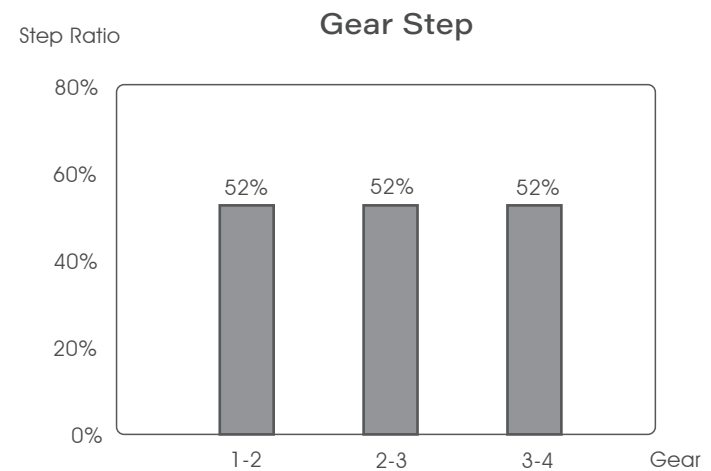
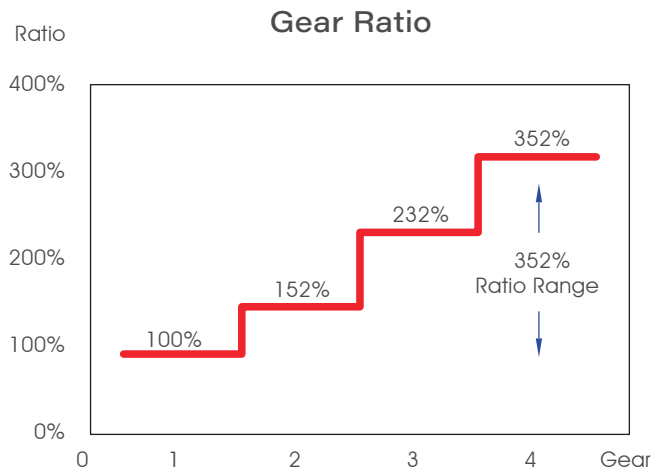
IMA2K



Battery



- Specifically designed for E-Cargo bike or commercial heavy duty usage.
- 4-Speed with gear ratio of 352%.
- Large even gear steps of 52%.
- Big gears made from forged or machined chromoly steel.
- M12 threaded axle for heavy loading.
- 5 cartridge bearings for durability.
- Standard 6-hole disc rotor.
- Rotary gear selector with no protrusions outside the frame.
- Aluminum hub shell.





X4K
· Disc Brake Hub
· Sealed Cartridge Bearing



**TSS42X
HSJ244**



**Rotary Cable Anchorage
HSL977**
3899.0000.643

Fitting Set (Reversed / Standard(Angled)End) HFIX4.SSSS



X40 Lockring
HSL226
3809.0820.009



Lockwasher
HMW589
3809.0207.019



Sprocket Spacer
HSL220
3809.0410.032



CSICW.20FS.CA0



Fulcrum Lever Clip
HSL983
3809.0705.038



Dome Nut
HMN457
3809.0207.019



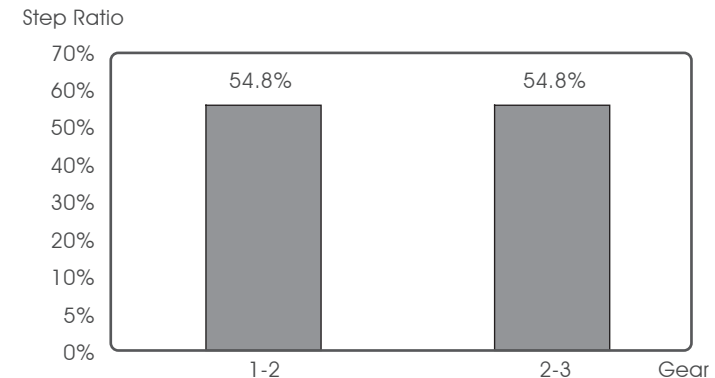
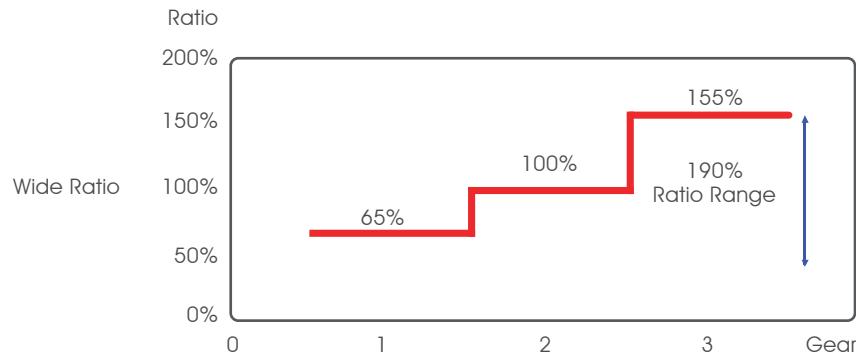
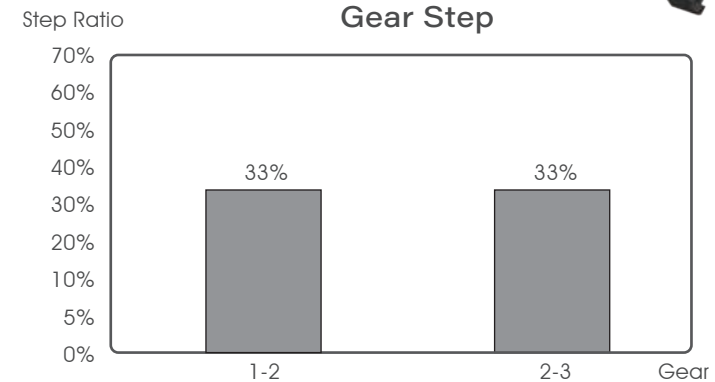
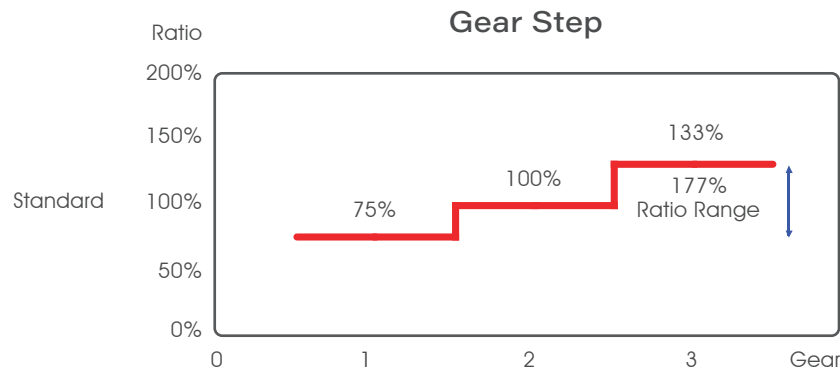
Dust Cap
HSL218
3809.0805.065



Fulcrum Lever
HSJ245
3810.0190.023

HSL996 (Stainless)
3809.0705.041

- Specifically designed for E-Bike or commercial heavy duty usage.
- 3-Speed with gear ratio of 177% or 190%.
- Even gear steps of 33% or 55%.
- Big gears made from forged or machined chromoly steel.
- M12 threaded axle for heavy loading.
- 4 cartridge bearings for durability.
- Available with integrated 90mm and 70mm drum brakes or disc brake.
- Standard 6-hole disc rotor.
- Rotary gear selector with no protrusions outside the frame.
- Aluminum hub shell.





X3D
 · 90mm Drum Brake Hub
 · Sealed Cartridge Bearing



X3XD
 · 110mm Drum Brake Hub
 · Sealed Cartridge Bearing



X3K
 · Disc Brake Hub
 · Sealed Cartridge Bearing



Type 1 Extended



Standard

Brake Arm
Option



CSICW.20FS.CA0



TSX30B
HSJ243



Lock Washer
HMW576
3809.0410.030



Sprocket Circlip
HSL217 (Xylan)
3809.0707.005



Dust Cap
HSL218
3809.0805.065



Rotary Cable Anchorage
HSL977
3899.0000.643



Fulcrum Lever
HSJ212
3810.0190.013



Fulcrum Lever Clip
HSL983
3809.0705.038



Dome Nut
HMN457
3809.0207.019



Sprocket Spacer
HSL220
3809.0410.032



Rotary Cable Anchorage
HSL977
3899.0000.643



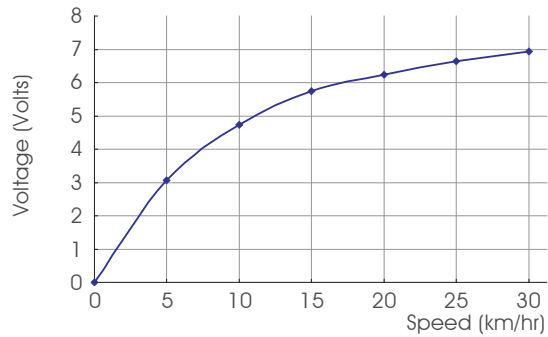
Fulcrum Lever
HSJ219
3810.0190.021

HSL996 (Stainless)
3809.0705.041

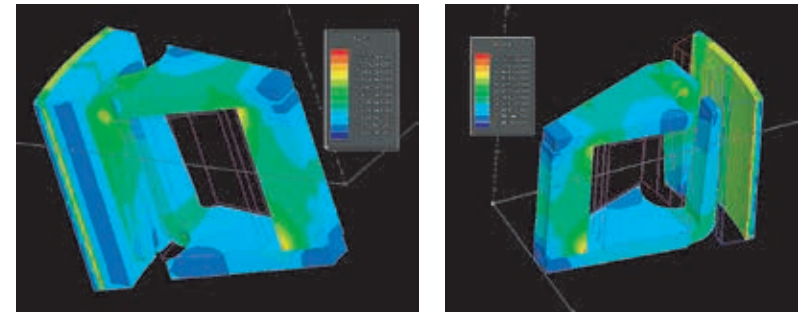
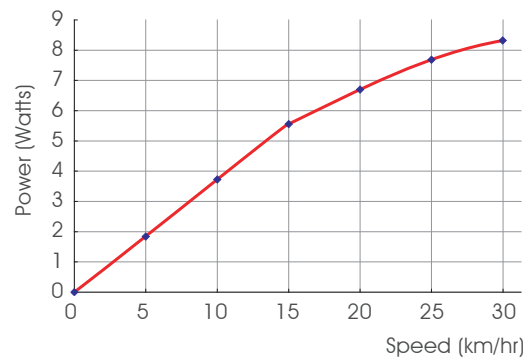
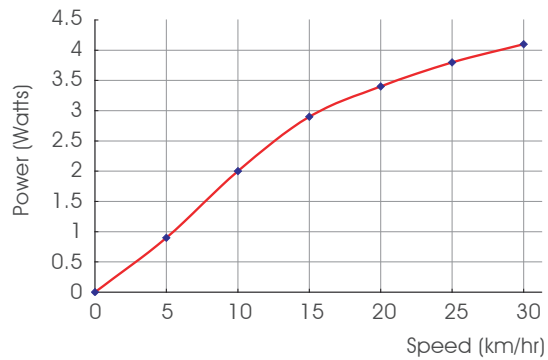
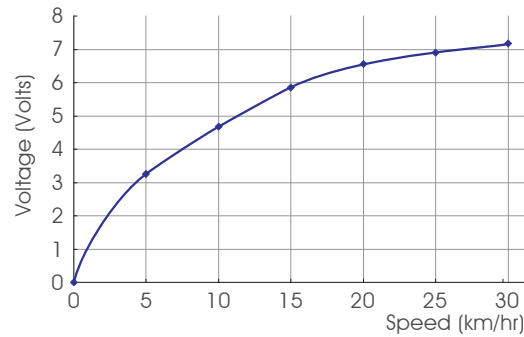
- Dynohub in 3.0W and 6.0W.
- Integrated 90mm and 70mm drum brakes available.
- CE & EN compliance.
- Aluminum hub shells.
- Sealed cartridge bearings.
- Low rolling resistance.
- Sealed against weather conditions.



Output of 3.0 W Hub Dynamo



Output of 6.0 W Hub Dynamo



Dynohub Drum Brake



**XL-FDD
HDS96T** 6V*6.0W
 · 90mm Front Drum Brake Hub
 · Sealed Cartridge Bearing



**XL-FDD
HDS93T** 6V*3.0W
 · 90mm Front Drum Brake Hub
 · Sealed Cartridge Bearing



**X-FDD
HDS76T** 6V*6.0W
 · 70mm Front Drum Brake Hub
 · Sealed Cartridge Bearing



**X-FDD
HDS73T** 6V*3.0W
 · 70mm Front Drum Brake Hub
 · Sealed Cartridge Bearing



**Dome Nut
HMN386**
3809.0205.141



**Anti-Slip Washer
HMW560**
3809.0405.161

HMN434 Stainless
3809.0205.160



**Toothed Washer
HMW527**
3809.0405.078



**Safety Washer
HMW528**
3809.0405.081

Color
Option



Brake Arm
Option



Type 1



Extended



Standard



**Plug
HSE002**
3810.0505.011



**Washer 1/16"
HMW146**
3809.0405.145



**XL-SDD
HDH93T** 6V*3.0W
 · 90mm Side Drum Brake Dynohub
 · Sealed Cartridge Bearing



**X-SDD
HDH73T** 6V*3.0W
 · 70mm Side Drum Brake Dynohub
 · Sealed Cartridge Bearing



**Plug With Cable
HSE003** 800mm
3809.1105.003



**X-SDD Axle Nut
HMN451**
3809.0217.006

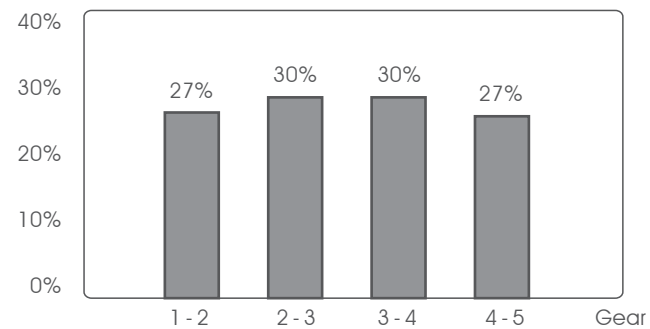
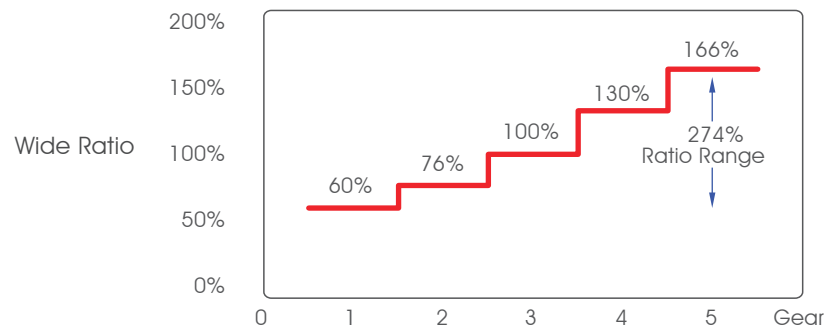
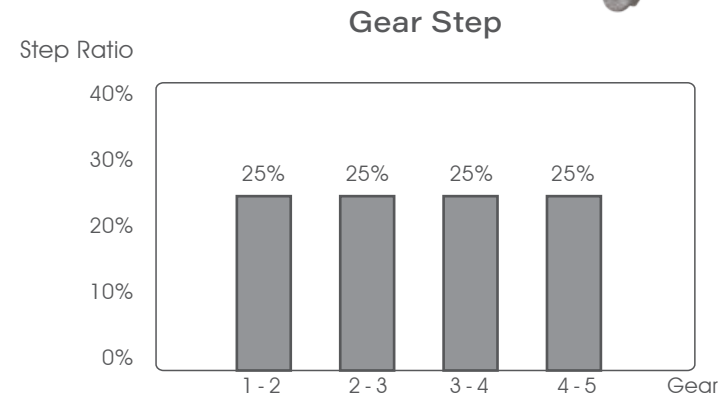
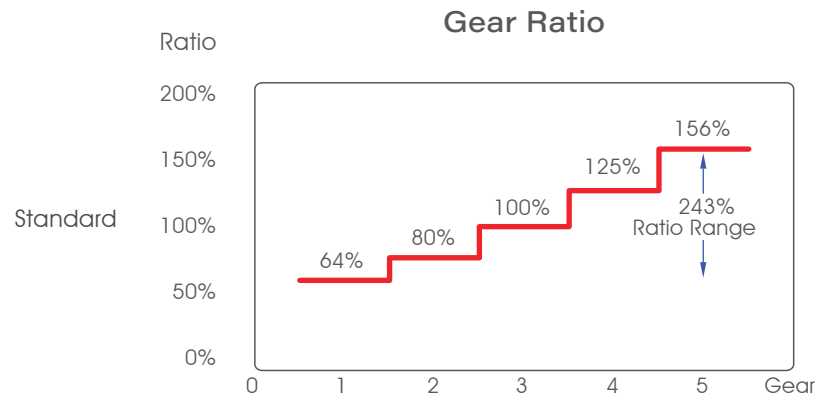


**X-SDD Nut Washer
HMW559**
3809.0407.024



**X-SDD Cable Bush
HSA937**
3809.0407.022

- 5-Speed with gear ratio of 243% or 274%.
- Even gear steps of 25% or 27/30%.
- Reinforced with 3 cartridge bearings for longer longevity.
- Available with integrated 90mm and 70mm drum brakes or disc brake.
- Rotary gear selector with no protrusions outside the frame.
- Aluminum hub shell.





RXL-RD5
 · 5-Speed
 · 90mm Drum Brake Hub



RX-RK5
 · 5-Speed
 · Disc Brake Hub



RX-RF5
 · 5-Speed Hub

Brake Arm Option



Type 1

Extended

Standard

Fitting Sets

(Reversed / Standard (Angled) End)

HFIC5X.SSSS
 HFXC5X.SSSS



HSL981
 HSL981



HSL222
 HSL222



HSJ212
 HSJ212



HSL983
 HSL996



HMW518 (x2)
 HMW529 (x2)



HMN388 (x2)
 HMN433 (x2)

(Vertical End)

HFIC5X.SSVS
 HFXC5X.SSVS



HSL981
 HSL981



HSL222
 HSL222



HSJ212
 HSJ212



HSL983
 HSL996

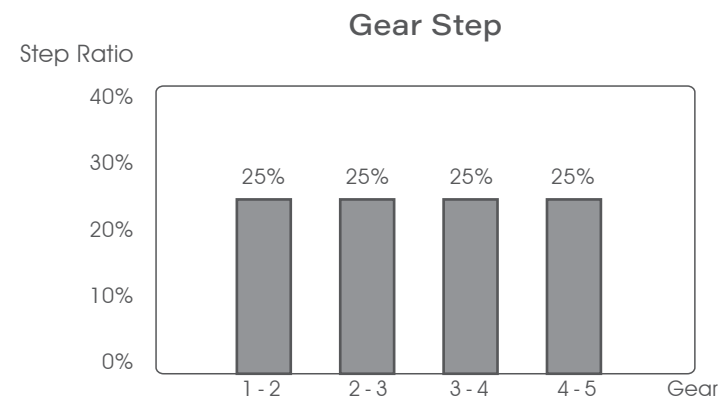
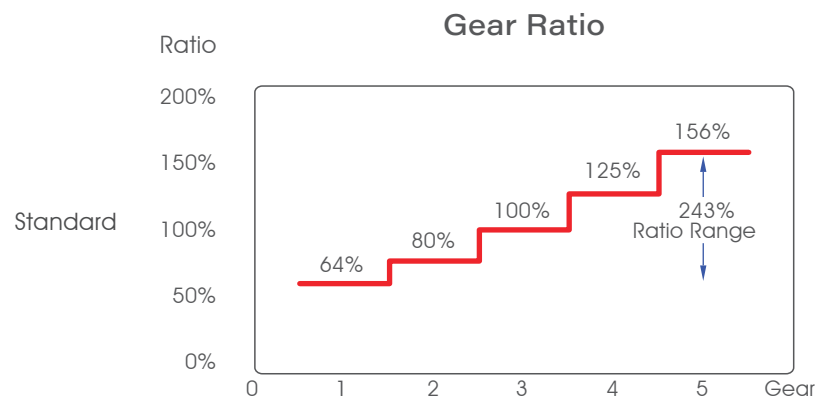


HMW534 (x2)
 HMW534 (x2)



HMN388 (x2)
 HMN433 (x2)

- 5-Speed with gear ratio of 243%.
- Even gear steps of 25%.
- Rotary gear selector with no protrusions outside the frame.
- Aluminum hub shell.
- Available with integrated 90mm and 70mm drum brakes, disc brake, or coaster brake.





TSC50B
HSJ236



TSC50
HSJ218



SLC50-T HSJ201 SLC50-H HSJ202



DLC503
HSJ206



RXL-RD5
· 5-Speed
· 90mm Drum Brake Hub



RX-RD5
· 5-Speed
· 70mm Drum Brake Hub

Brake Arm Option



Type 1



Extended



Standard



RX-RK5
· 5-Speed
· Disc Brake Hub



RX-RF5
· 5-Speed Hub



RX-RC5
· 5-Speed
· Coaster Brake Hub



Dust Cap (C5X)

HSL222

3809.0805.066



Dust Cap (C50)

HSL982

3809.0805.061




Sprocket Circlip

HSL981 (Xylan)

3809.0707.004



Sprocket



Rotary Cable Anchorage HSL977

3899.0000.643

Flat 1/8" (CP)	17T	CSIRW.17F	HSL993	Dished 1/8" (CP)	19T	CSIRW.19D	HSL999
	18T	CSIRW.18F	HSL991		20T	CSIRW.20D	HSL200
	19T	CSIRW.19F	HSL992				
	20T	CSIRW.20F	HSL997				
	24T	CSIRW.24F	HSL203				
Flat 3/32" (CP)	17T	CSIRN.17F	HSL986	Dished 3/32" (CP)	19T	CSIRN.19D	HSL201
	18T	CSIRN.18F	HSL987		20T	CSIRN.20D	HSL202
	19T	CSIRN.19F	HSL988				



Fulcrum Lever

HSJ212

3810.0190.013



Fulcrum Lever Clip

HSL983

3809.0705.038

HSL996 (Stainless)

3809.0705.041



Dome Nut

HMN388

3809.0205.140

HMN433 (Stainless)

3809.0205.159



Lock Washer
13/32" x 4mm x 9.5mm

HMW518

3809.0405.118

HMW529 (Xylan)

3809.0407.015



Lock Washer
13/32" x 6mm x 9.7mm

HMW534 (Xylan)

3809.0410.013

Fitting Sets

(Reversed / Standard (Angled) End)



HFIC5.SSSS
HFXC5.SSSS

HSL981
HSL981

HSL982
HSL982

HSJ212
HSJ212

HSL983
HSL996

HMW518 (x2)
HMW529 (x2)

HMN388 (x2)
HMN433 (x2)

(Vertical End)



HFIC5.SSVS
HFXC5.SSVS

HSL981
HSL981

HSL982
HSL982

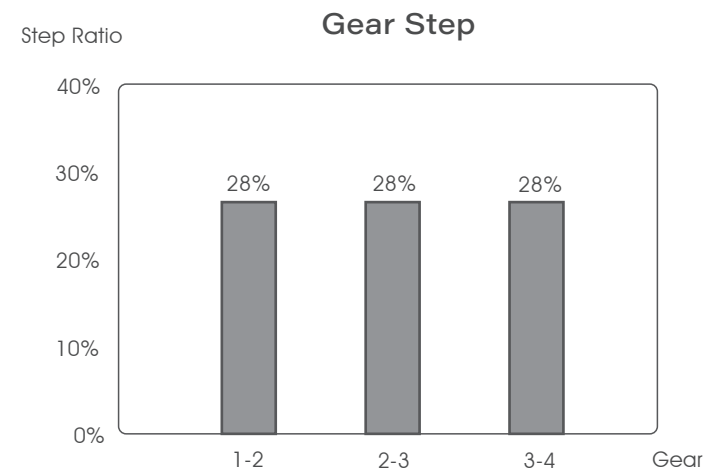
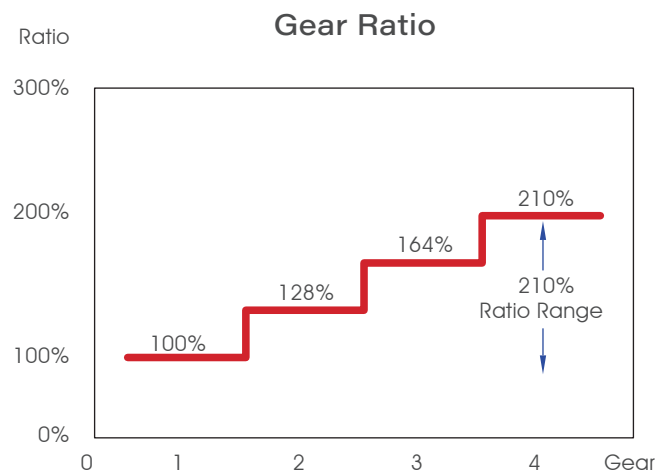
HSJ212
HSJ212

HSL983
HSL996

HMW534 (x2)
HMW534 (x2)

HMN388 (x2)
HMN433 (x2)

- 4-Speed with gear ratio of 210%.
- Even gear steps of 28%, 28%, 28%.
- Patented modular technology.
- Rotary gear selector with no protrusions outside the frame.
- Direct drive in 1st gear allows use of smaller chainwheels.
- Available with integrated 70mm drum brake, disc brake, and freewheel.





TSS400
HSJ233



TSS42
HSJ200



SLS40-T HSJ208
SLS40-H HSJ209



DLS403
HSJ207



X-RF4
4-Speed Hub



X-RK4
4-Speed
· Disc Brake Hub



X-RD4
4-Speed
· 70mm Drum Brake Hub

Brake Arm
Option



Type 1



Extended



Standard



S40 Fulcrum Lever Set

HSJ213

3899.0000.691



Sprocket Circlip

HSL721

3809.0705.005

HSL879 (Xylan)

3809.0707.002



HSL984

3809.0805.059



Sprocket Options (p.51)



HSL990

3809.0705.027

HSL206 (Stainless)

3809.0705.044



Lock Washer
M10 x 4mm x 9.5mm

HMW574

3809.0405.212

HMW575 (Xylan)

3809.0407.034



Lock Washer
M10 x 4mm x 9.5mm

HMW552

3809.0405.156

HMW551 (Xylan)

3809.0407.023



Lock Washer
M10 x 4mm x 9.5mm (R)

HMW561

3809.0405.157

HMW563 (Xylan)

3809.0407.026



Lock Washer
M10 x 4mm x 9.5mm (L)

HMW562

3809.0405.158

HMW564 (Xylan)

3809.0407.027



Lock Washer
M10 x 6mm x 9.7mm

HMW566

3809.0410.019



Dome Nut M10

HMN442

3809.0205.164

HMN441 (Stainless)

3809.0205.163



Rotary Cable Anchorage

HSL977

3899.0000.643

Fitting Sets

[Reversed End]

HFIS4.SSSS
HFXS4.SSSS



HSL721
HSL879



HSL984
HSL984



HSJ213
HSJ213



HSL990
HSL206



HMW552 (x2)
HMW551 (x2)



HMN442 (x2)
HMN441 (x2)

[Standard (Angled) End]

HFIS4.SSAS
HFXS4.SSAS



HSL721
HSL879



HSL984
HSL984



HSJ213
HSJ213



HSL990
HSL206



HMW561
HMW563



HMW562
HMW564



HMN442 (x2)
HMN441 (x2)

[Vertical End]

HFIS4.SSVS
HFXS4.SSVS



HSL721
HSL879



HSL984
HSL984



HSJ213
HSJ213



HSL990
HSL206

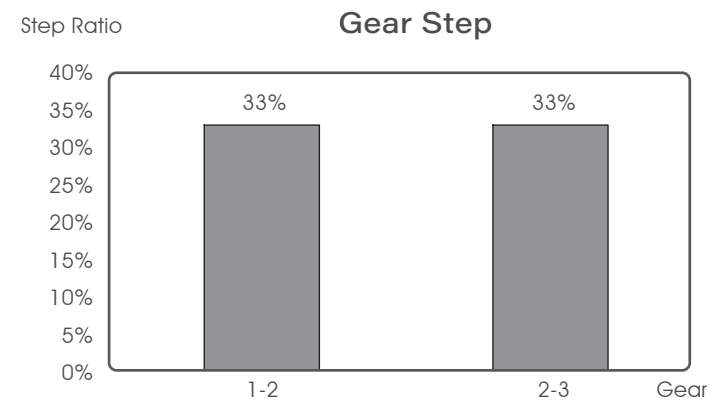
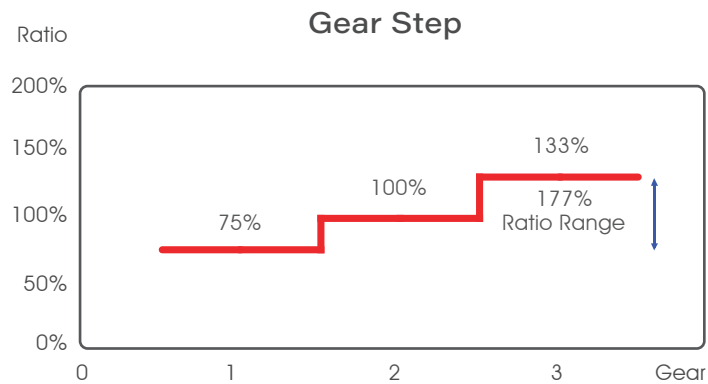


HMW566 (x2)
HMW566 (x2)



HMN442 (x2)
HMN441 (x2)

- 3-Speed with standard gear ratio of 1.77%.
- Gear steps of 33% and 33%.
- Rotary gear selector with no protrusions outside the frame.
- Available with integrated 90mm or 70mm drum brake, disc brake and freewheel.
- Aluminum shells.
- Twist shifter and trigger shifter option.





DLC303
HSJ210



SLC30-T HSJ216 SLC30-H HSJ217



TSC30
BHSJ228



TSC300
HSJ229




TSC30 HSJ976 TSC34 W/adjuster



RXL-RD3
· 3- Speed
· 90mm Drum Brake Hub



RX-RD3
· 3- Speed
· 70mm Drum Brake Hub



RX-RD3(E)
· 3- Speed
· 70mm Drum Brake Hub



RS-RF3
· 3-Speed Hub



RS-RK3
· 3-Speed
· Disc Brake Hub

Brake Arm
Option



Type 1



Extended



Standard



C30 Cable Adjuster
HSL872
3899.0000.204



Rotary Cable Anchorage
HSL977
3899.0000.643



Sprocket Options (p.51)



C30 Fulcrum Lever Set for Standard (Angled) End

HSJ221
3899.0000.952

HSJ222 (Stainless)
3899.0000.951

HSJ239
3899.0000.958

HSJ240 (Stainless)
3899.0000.957



C30 Fulcrum Lever Set for Reversed / Vertical End

HSJ932
3899.0000.950

HSJ220 (Stainless)
3899.0000.949

HSJ234
3899.0000.956

HSJ223 (Stainless)
3899.0000.955



Sprocket Circlip

HSL721
3809.0705.005

HSL879 (Xylan)
3809.0707.002



Hex Nut 3/8" 3.2mm

HMN406
3809.0205.151

HMN417 (Xylan)
3809.0212.005



Axle Nut 3/8" 5mm

MN455
3809.0205.187

HMN446 (Xylan)
3809.0212.029



3/8" x 4mm x 9.5mm

HMW521
3809.0405.121

HMW530 (Xylan)
3809.0407.002



3/8" x 6mm x 9.7mm

HMW558
3809.0410.014










Dome Nut








HMN387
3809.0205.142

HMN435 (Stainless)
3809.0205.161




Fitting Sets








[Reversed End]

Standard OLD				 	 
HFIC3.SSSS HFXC3.SSSS	HSL721 HSL879	HSJ932 HSJ220	HMN406 HMN417	HMW521 (x2) HMW530 (x2)	HMN387 (x2) HMN435 (x2)








Wide OLD				 	 
HFIC3.SWSS HFXC3.SWSS	HSL721 HSL879	HSJ932 HSJ220	HMN455 HMN446	HMW521 (x2) HMW530 (x2)	HMN387 (x2) HMN435 (x2)








[Standard (Angled) End]

Standard OLD				 	 
HFIC3.STSS HFXC3.STSS	HSL721 HSL879	HSJ221 HSJ222	HMN406 HMN417	HMW521 (x2) HMW530 (x2)	HMN387 (x2) HMN435 (x2)

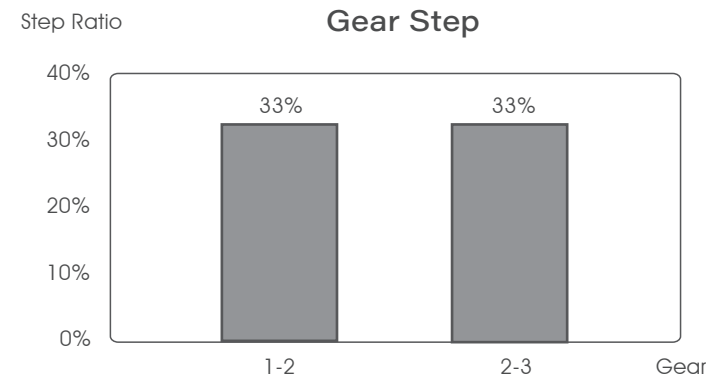
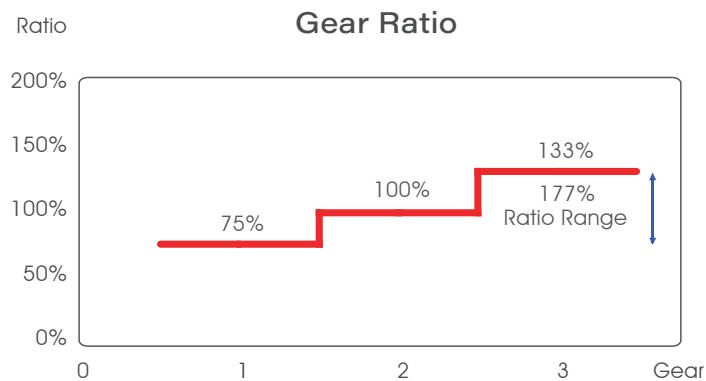
Wide OLD				 	 
HFIC3.SYSS HFXC3.SYSS	HSL721 HSL879	HSJ221 HSJ222	HMN455 HMN446	HMW521 (x2) HMW530 (x2)	HMN387 (x2) HMN435 (x2)

[Vertical End]

Standard OLD				 	 
HFIC3.SSVS HFXC3.SSVS	HSL721 HSL879	HSJ932 HSJ220	HMN406 HMN417	HMW558 (x2) HMW558 (x2)	HMN387 (x2) HMN435 (x2)

Wide OLD				 	 
HFIC3.SWVS HFXC3.SWVS	HSL721 HSL879	HSJ932 HSJ220	HMN455 HMN446	HMW558 (x2) HMW558 (x2)	HMN387 (x2) HMN435 (x2)

- Classic 3-Speed with standard gear ratio of 177%.
- Gear steps of 33% and 33%.
- Disc brake hub in aluminum shell with 135mm O.L.D.
- Available as standard hub, integrated 90mm & 70mm drum brake.
- EN approved coaster brake.
- Available in aluminum or steel hub shells.
- Wide selection of gear controls including thumb, trigger, twist, stick lever, and bar end shifters.



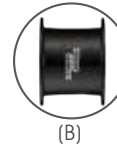


XL-RD3
 · 3- Speed
 · 90mm Drum Brake Hub



X-RD3
 · 3- Speed
 · 70mm Drum Brake Hub

Color Option



Brake Arm Option



S-RK3 / S-RK3 (N)
 · 3- Speed
 · Disc Brake Hub



S-RC3 (II)
 · 3- Speed
 · Coaster Brake Hub



S-RF3 / S-RF3 (N)
 · 3-Speed Hub
 · N (9-Spline Driver)



DLS30
 HSJ943



TSS3B
 HSJ232



TSS30B
 HSJ231



TSS37
 HSJ978



TSS300
 HSJ230



SLS30-B
 HSJ963
 · Bar End



SLS30-T
 HSJ962
 · Thumb Shifter
 · Ø22.2mm



SLS30-H
 HSJ995
 · Thumb Shifter
 · Ø31.8mm



SLS30-P
 HSJ993
 · Seat Post
 · Ø27.2mm



SLS30-S
 HSJ981
 · Brazed On
 · Ø28.6mm



TSS36
HSJ977



TSS33
HSJ939



SLS3C
HSJ762
· Classic Trigger



AWC [II]
· 3- Speed
· Coaster Brake Hub



AW
· 3-Speed Hub

**SX-RK3**

- 3- Speed
- Disc Brake Hub

**SX3K**

- Commercial Heavy Duty 3- Speed
- Disc Brake Hub
- Sealed Cartridge Bearing

**QS-RC3**

- 3- Speed
- Reversible
- Coaster Brake Hub



TX-RF4
 · 4- Speed Hub
 · Auxiliary Sprocket 26T



TX3K
 · Commercial Heavy Duty 3- Speed
 · Disc Brake Hub
 · Sealed Cartridge Bearing
 · Auxiliary Sprocket 33T



TS-RC3
 · 3- Speed
 · Coaster Brake Hub
 · Auxiliary Sprocket 22T



TS-RF3
 · 3- Speed Hub
 · Auxiliary Sprocket 22T



TS-RB3
 · 3- Speed
 · Band Brake Hub
 · Auxiliary Sprocket 22T


































NFX(L)
 · Neutral / Freewheel / Fix Hub
 · Left Auxiliary Sprocket 22T

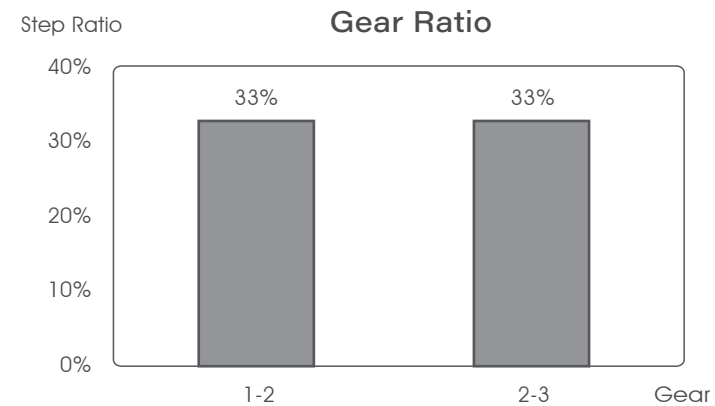
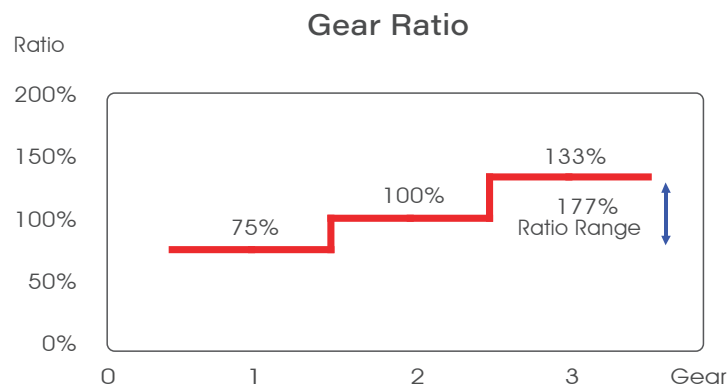


NFX(R)
 · Neutral / Freewheel / Fix Hub
 · Right Auxiliary Sprocket 22T

Fitting Sets

(Non-Coaster 148mm)								 
HFIS3.2HHA	HSA126	HSL721		HMN420	HSL884		HMN128	HMW526 (x2)
(Non-Coaster 163mm)								 
HFIS3.3CSS	HSA315	HSL721		HMN129	HSL711		HMN388	HMW518 (x2)
(Non-Coaster 163mm)								 
HFIS3.3SSS	HSA315	HSL721	HSA650	HMN128	HSJ905	HSA620	HMN388	HMW518 (x2)
HFXS3.3SSS	HSA315	HSL879	HSA650	HMN411	HSJ905	HSA620	HMN433	HMW529 (x2)
(Coaster Brake 163mm)								 
HFIS3.4CSS	HSA316	HSL721		HMN129	HSL711		HMN388	HMW518 (x2)
(Coaster Brake 163mm)								 
HFIS3.4SSS	HSA316	HSL721	HSA650	HMN128	HSJ905	HSA620	HMN388	HMW518 (x2)
HFXS3.4SSS	HSA316	HSL879	HSA650	HMN411	HSJ905	HSA620	HMN433	HMW529 (x2)
(Non-Coaster 175mm) (Coaster Brake 175mm)								 
HFIS3.5CSS	HSA420	HSL721		HMN129	HSL711		HMN388	HMW518 (x2)
(Non-Coaster 175mm) (Coaster Brake 175mm)								 
HFIS3.5SSS	HSA420	HSL721	HSA650	HMN128	HSJ905	HSA620	HMN388	HMW518 (x2)
HFXS3.5SSS	HSA420	HSL879	HSA650	HMN411	HSJ905	HSA620	HMN433	HMW529 (x2)
(Non-Coaster 185mm)								 
HFIS3.9HSV	HSA715	HSL721		HMN420	HSL884		HMN388	HMW534 (x2)
(5 Spd 175/185mm)								 
HFIS5.YSSS	HSA585	HSL721	HSA650	HMN128	HSJ905	HSA620	HMN388	HMW518 (x2)

- 3-Speed internal gear cassette freehub with gear ratio of 177%.
- Gear steps of 33% and 33%.
- Available as standard hub or disc brake hub.
- Compatible with standard MTB/ATB 9 and 8-speed cassettes.
- Compatible with standard MTB/ATB left hand shifters for front triple chainwheel.
- Compatible with standard 135mm frame dropouts.
- Polished and anodized aluminum shell in alloy silver or black.





CS-RF3
 · 3- Speed
 · Cassette Freehub



CS-RF3 Black (B)
 · 3- Speed
 · Cassette Freehub



CS-RK3
 · 3- Speed
 · Disc Brake Cassette Freehub



CS-RK3 Black (B)
 · 3- Speed
 · Disc Brake Cassette Freehub

Fitting Sets

HFIF3.8SSV



HSA716



HSL922
 3809.0812.013
 Dust Cap



HMN420



HSL884

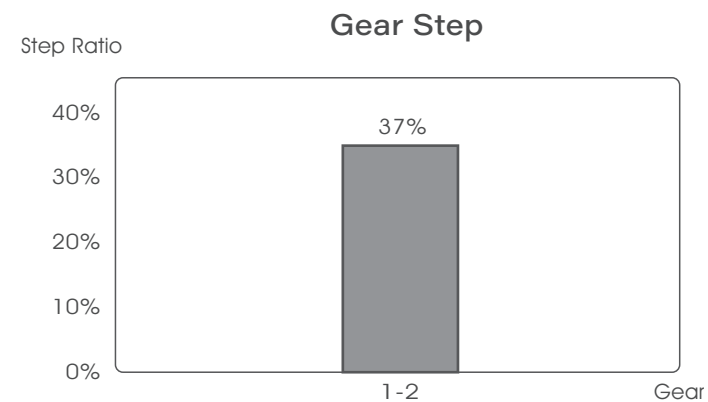
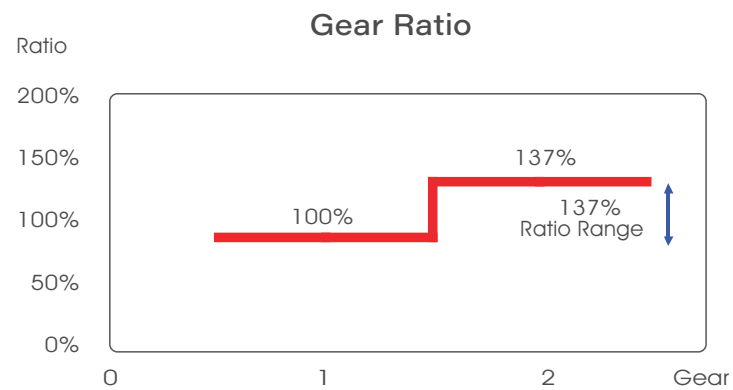


HMN388



HMW534 (x 2)

- Automatic 2-speed gear hub with gear ratio of 137%.
- Gear shifting at 12km/hr (standard version) or 18km/hr (e-bike version).
- Available with integrated 70mm drum brake, disc brake, and freewheel.
- Aluminum hub shells.





A2
· 2-Speed Automatic Hub



A2(Compact)
· 2-Speed Automatic Hub



A2K
· 2-Speed Automatic
· Disc Brake Hub



A2D
· 2-Speed Automatic
· 70mm Drum Brake Hub



A2LD
· 2-Speed Automatic
· 90mm Drum Brake Hub



A2C
· 2-Speed Automatic
· Coaster Brake Hub

Fitting Sets

HFS20.SOSS



HSL721



HMW518 (x 2)



HMN388 (x 2)

Color Option



(B)

Brake Arm Option



Type 1



Extended

HFX20.SOSS



HSL721



HMW529 (x 2)



HMN433 (x 2)



Standard



HBT30-F
· M9 Axle



HBT30-R
· For Fix & Freewheel
· M10 Axle
· S (120/165L) / T (120/175L) / R (135/175L)



HBT20-R
· For Freewheel
· M10 Axle
· S (120/165L) / T (120/175L) / R (135/175L)



Color Options



(B)




M10 Dome Nut
HMN441 (Stainless)
 3809.0205.163



M9 Dome Nut
HMN434 (Stainless)
 3809.0205.160



HBT Lockring
HSL970
 3809.0890.003



SFX30
 M30 x 1.0

SFS30
 BC1.37

	1/8"	3/32"
13T	SFX30.W13	SFX30.N13
14T	SFX30.W14	SFX30.N14
15T	SFX30.W15	SFX30.N15
16T	SFS30.W16	SFS30.N16
17T	SFS30.W17	SFS30.N17
18T	SFS30.W18	SFS30.N18
19T	SFS30.W19	SFS30.N19
20T	SFS30.W20	SFS30.N20
21T	SFS30.W21	SFS30.N21
22T	SFS30.W22	SFS30.N22



Axle Nut w/built-in lip
HMN426 (M9) **HMN427** (M10)
 3899.0000.471 3899.0000.472



HMW553 (3.3mm)
 3809.0405.134



HMW554 (5.8mm)
 3809.0405.135



XL-FD
 · 90mm Front
 · Drum Brake Hub



X-FD
 · 70mm Front
 · Drum Brake Hub



X-RDC
 · 70mm Rear
 · Drum Brake for Cassettes
 · S (Nuttet)



X-RD
 · 70mm Rear
 · Drum Brake for Freewheel
 · R (Single Speed)
 · 7 (7-Speed)

Color Option



(B)

Brake Arm Option



Type 1




Extended




Standard

Drum Brake Hubs

Left & Right Side



XL-SD (Q)
 · THH90 L
 · 90mm Left
 · Drum Brake Hub
 · Q (QR Axle Type)



XL-SD (Q)
 THH90 R
 90mm Right
 Drum Brake Hub
 Q (QR Axle Type)

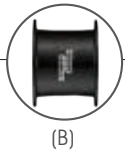


XL-SD (S/C/B)
 · THH80 L
 · 90mm Left
 · Drum Brake Hub
 · S (Solid Axle 130mm)
 · C (Solid Axle 100mm)
 · B (Solid Axle 90mm)



XL-SD (S/C/B)
 · THH80 R
 · 90mm Right
 · Drum Brake Hub
 · S (Solid Axle 130mm)
 · C (Solid Axle 100mm)
 · B (Solid Axle 90mm)

Color Option



(B)

Brake Arm Option



Type 1



Extended



Standard



X-SD (Q)
 · THH60 L
 · 70mm Left
 · Drum Brake Hub
 · Q (QR Axle Type)



X-SD (Q)
 · THH60 R
 · 70mm Right
 · Drum Brake Hub
 · Q (QR Axle Type)



X-SD (S/C/B)
 · THH50 L
 · 70mm Left
 · Drum Brake Hub
 · S (Solid Axle 130mm)
 · C (Solid Axle 100mm)
 · B (Solid Axle 90mm)



X-SD (S/C/B)
 · THH50 R
 · 70mm Right
 · Drum Brake Hub
 · S (Solid Axle 130mm)
 · C (Solid Axle 100mm)
 · B (Solid Axle 90mm)

* for Side Dynohub Drum Brakes, please refer to page 7.

XL-SD Hub Shell 36H Assy. (w/ 6001-ZZ x2)	HSB520	3899.0000.406
XL-SD Hub Shell 32H Assy. (w/ 6001-ZZ x2)	HSB541	3899.0000.502
XL-SD Hub Shell 28H Assy. (w/ 6001-ZZ x2)	HSB540	3899.0000.501

90mm Left Brake Plate Assy. (w/ QR Base)	HSB519	3899.0000.669
90mm Right Brake Plate Assy. (w/ QR Base)	HSB518	3899.0000.670
Quick Release Axle [Stainless]	HSL994	3809.0205.191
90mm Left Brake Plate Assy.	HSB517	3899.0000.604
90mm Right Brake Plate Assy.	HSB516	3899.0000.607
Inner Washer "A2"	HMW539	3809.0405.110
Outer Washer	HMW533	3809.0405.036
130 mm Solid Axle	HSL881	3805.0205.030
100 mm Solid Axle	HSL885	3805.0205.029
90mm Solid Axle	HSL898	3805.0205.035
M12 Nut	HMN421	3809.0205.124
M12 Nut w/ Non-Slip	HMN422	3809.0205.119
Rubber End Cap	HSL979	3810.0505.040

X-SD Hub Shell 36H Assy. (w/ 6001-ZZ x2)	HSB500	3899.0000.393
X-SD Hub Shell 32H Assy. (w/ 6001-ZZ x2)	HSB539	3899.0000.500
X-SD Hub Shell 28H Assy. (w/ 6001-ZZ x2)	HSB538	3899.0000.488

70mm Left Brake Plate Assy. (w/ QR Base)	HSB514	3899.0000.667
70mm Right Brake Plate Assy. (w/ QR Base)	HSB515	3899.0000.668
Quick Release Axle [Stainless]	HSL994	3809.0205.166
70mm Left Brake Plate Assy. "A2"	HSB530	3899.0000.665
70mm Right Brake Plate Assy. "A2"	HSB531	3899.0000.666
Inner Washer "A2"	HMW539	3809.0405.110
Outer Washer	HMW533	3809.0405.036
130 mm Solid Axle	HSL881	3805.0205.030
100 mm Solid Axle	HSL885	3805.0205.029
90mm Solid Axle	HSL898	3805.0205.035
M12 Nut	HMN421	3809.0205.124
M12 Nut w/ Non-Slip	HMN422	3809.0205.119
Rubber End Cap	HSL979	3810.0505.040

Front Cranksets FCS



- FCS720** 42T no CGs
- FCS721** 42T W. Steel CGs
- FCS722** 42T W. Alloy OCG & Steel ICG
 - Steel Chainring
 - Forged Alloy Crank
 - SCM435 Bolts & Nuts
 - Compatible Chain 3/32"

- FCS740** 44T no CGs
- FCS741** 44T W. Steel CGs
- FCS742** 44T W. Alloy OCG & Steel ICG
 - Steel Chainring
 - Forged Alloy Crank
 - SCM435 Bolts & Nuts
 - Compatible Chain 3/32"

- FCS750** 44T no CGs
- FCS752** 44T W. Alloy CGs
 - Alloy Chainring
 - Forged Alloy Crank
 - SCM435 Bolts & Nuts
 - Compatible Chain 3/32"

(Black)



- FCSS54** 54T
- FCSS52** 52T
 - Double Chain Guard

(Black)



- FCSS56** 56T
 - Single Chain Guard
 - CNC Option

(Black)
· CNC Option

Front Cranksets FCS



FCS440 44T no CGs

FCS441 44T W. Steel CGs

FCS442 44T W. Alloy OCG & Steel ICG

- Steel Chainring
- Forged Alloy Crank
- SCM435 Bolts & Nuts
- Compatible Chain 3/32"

FCS450 44T no CGs

FCS452 44T W. Alloy CGs

- Alloy Chainring
- Forged Alloy Crank
- SCM435 Bolts & Nuts
- Compatible Chain 3/32"



(3/32")

FCS602 42T

FCS603 33T

FCS606 36T

FCS608 38T

(1/8")

FCS612 42T

FCS613 33T

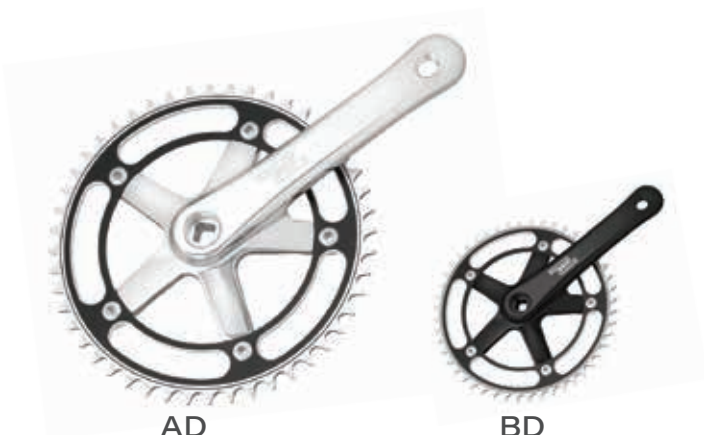
FCS616 36T

FCS618 38T

(Black)

- Forged Alloy Crank
- 2 (Ø92mm Cover Ring)
- 5 (Ø95mm Cover Ring)

Front Cranksets FCS



AD

(Alloy + Black)

BD

· Black + Black

- FCT62** 42T · 6061 Forged Alloy Crank
- FCT64** 44T · Polished Anodized Finish Crank
- FCT66** 46T · BCD 144mm
- FCT68** 48T · 7075 Chainring
- 7075 Bolts & Nuts
- Black Anodized + CNC Chainring



AD

· Alloy + Black

BD

· Black + Black

- FCT42** 42T · 6061 Forged Alloy Crank
- FCT44** 44T · 7075 Chainring
- FCT46** 46T · 7075 Bolts & Nuts
- FCT48** 48T · BCD 144mm
- Polished Anodized Finish
- Black Anodized + CNC Chainring

Front Cranksets FCS



AD
· Alloy + Black

- FCT22** 42T · 6061 Forged Alloy Crank
- FCT24** 44T · 7075 Chainring
- FCT26** 46T · SCM435 Bolts & Nuts
- FCT28** 48T · BCD 130mm
- Polished Anodized Finish
- Black Anodized + CNC Chainring

BD
· Black + Black



- FCT12** 42T · 6061 Forged Alloy Crank
- FCT14** 44T · 7075 Chainring
- FCT16** 46T · SCM435 Bolts & Nuts
- FCT18** 48T · BCD 130mm
- Sandblast Anodized Matt Black Finish
- Black Anodized + CNC Chainring



- BBS15**
- Steel Axle
 - Steel RH & LH Cups
 - Steel Sleeve
 - Chrome Plated
 - Eng. Polymer Stopper
 - Sealed Cartridge Bearings



- BAS15**
- BB Axle Bolt
 - M8

Brake Levers

Chain Tensioners



BLS92
· For Drum / Roller / Cantilever
BLM92
· For V-Brake / Disc Brake



BLS81
· For Drum / Roller / Cantilever
BLM81
· For V-Brake / Disc Brake



BLS72 (Forged Alloy Lever)
BLS73 (die-casting Alloy Lever)
· For Drum/Roller/Cantilever
BLM72 (Forged Alloy Lever)
BLM73 (die-casting Alloy Lever)
· For V-Brake / Disc Brake



BLS72E (Forged Alloy Lever)
BLS73E (die-casting Alloy Lever)
· Poweroff safety lever
· For Drum/Roller/Cantilever
BLM72E (Forged Alloy Lever)
BLM73E (die-casting Alloy Lever)
· Poweroff safety lever
· For V-Brake / Disc Brake



BLS72P (Forged Alloy Lever)
BLS73P (die-casting Alloy Lever)
· Parking Brake Button
· For Drum / Roller / Cantilever
BLM72P (Forged Alloy Lever)
BLM73P (die-casting Alloy Lever)
· Parking Brake Button
· For V-Brake / Disc Brake



BLS72EP (Forged Alloy Lever)
BLS73EP (die-casting Alloy Lever)
· Poweroff safety lever
· Parking Brake Button
· For Drum / Roller / Cantilever
BLM72EP (Forged Alloy Lever)
BLM73EP (die-casting Alloy Lever)
· Poweroff safety lever
· Parking Brake Button
· For V-Brake / Disc Brake



CTS8X (B)



CTS8X (S)

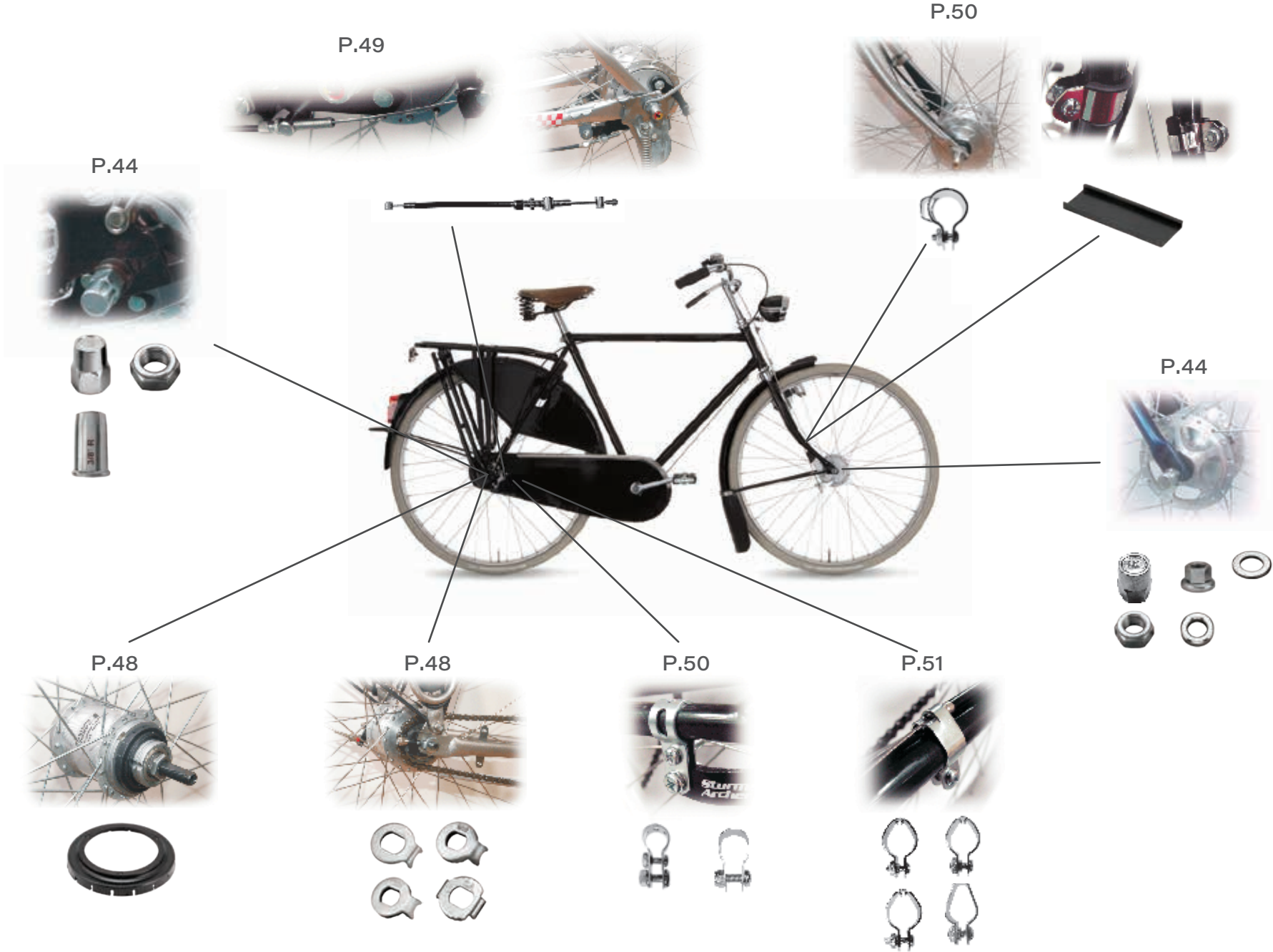


CTS86



CTS70
· Steel Cage

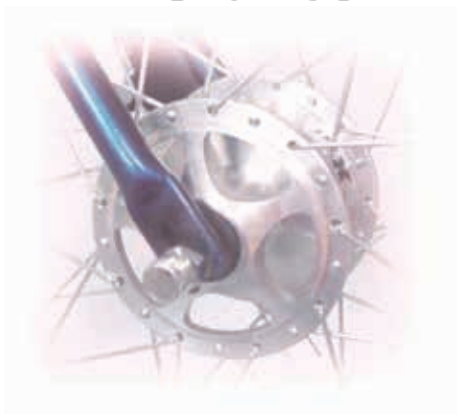
Parts



Nuts

Washers

Front Hub



M9 Front Hub

- XL-FD
- XL-FDD
- HBT30-F
- HDS20
- X-FD
- X-FDD
- HDS10

Rear Hub

- X-RD

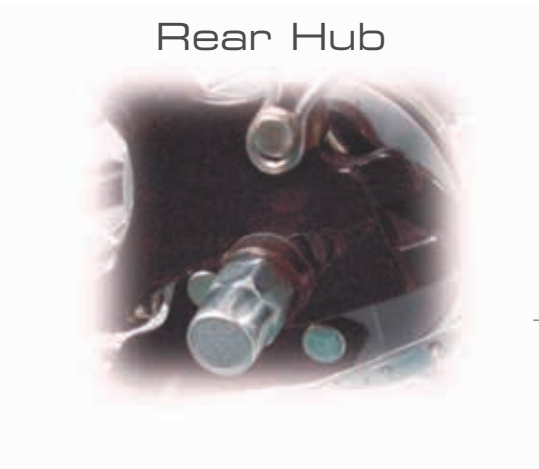
3/8" Front Hub

- BF
- SBF

Rear Hub

- RXL-RD3
- RS-RK3
- RS-RF3
- RX-RD3

Rear Hub



13/32" All Rear Hubs

- Excluding
- C30
 - S40
 - S1C
 - HBT
 - X-RDC
 - I3K

M10

- HBT30-R
- X-RDC
- S40
- S1C
- I3K



Hex15

HMN386

3809.0205.141

HMN434 (Stainless)

3809.0205.160



Hepta

HMN449 (Stainless)

3809.0295.003



Hex15

HMN426

3899.0000.471



Safety Washer

HMW528

3809.0405.081



Washer 1/32"

HMW550 (0.8mm)

3809.0405.013



Washer 1/16"

HMW146 (1.6mm)

3809.0405.145



Washer 1/8"

HMW129 (3.2mm)

3809.0405.123



Washer 3/16"

HMW483 (4.8mm)

3809.0405.162



Washer 1/4"

HMW484 (6.4mm)

3809.0405.150



Hex15

HMN387

3809.0205.142

HMN435 (Stainless)

3809.0205.161



Hepta

HMN448 (Stainless)

3809.0295.002



Hex15

HMN118

3809.0205.150

HMN416 (Xylan)

3809.0212.020



Hex15

HMN388

3809.0205.140

HMN433 (Stainless)

3809.0205.159



Hepta

HMN447 (Stainless)

3809.0295.001



Hex15

HMN128

3809.0205.144

HMN411 (Xylan)

3809.0212.044



Hex15

HMN441 (Stainless)

3809.0205.163



Hepta

HMN450 (Stainless)

3809.0295.004



Hex15

HMN427

3899.0000.472

Classic Parts

Indicators

3 Speed



Mark I
HSA125
3810.0605.019



Mark II
HSA126
3810.0605.020



Mark III
HSA315
3810.0605.021



Mark IV
HSA316
3810.0605.022



Mark V
HSA420
3810.0605.023



Mark VI
HSA615
3810.0605.024



Mark VIII
HSA716
3810.0605.040



Mark IX
HSA715
3810.0605.031

5 Speed



Mark Yellow
HSA585
3810.0605.026



Mark Green
HSA651
3810.0605.034



Mark Blue
HSA317
3810.0605.025



Mark Red
HSA490
3810.0605.027



Mark Purple
HSA717
3810.0605.032



Mark Navy Blue
HSA712
3810.0605.033

Shifter Cable/Casing Set



Twist Shifter
HSJ882 (1420mm)



SLS3N, SLS5N, SLW5N Shifter
HSJ802 (1400mm)



Orion Shifter
HSJ883 (1420mm)



Classic Trigger
HSJ102 (1420mm)
HSJ101 (530mm)

Cable Anchorage & Adjusters



HSL759
3899.0000.098



HSJ925
3899.0000.166

HSJ926
3899.0000.152 (Slotted)



HSJ542
3104.0505.037



HSJ828
3104.0405.002



HSJ954
3899.0000.353 (Aluminum)

HSJ998
3899.0000.570 (Aluminum / Slotted)



Classic Parts



Guide Nut-Standard

HMN129
3809.0213.001

HMN418 (Xylan)
3809.0217.002



Guide Nut - Short

HMN420
3809.0225.003

HMN436 (Xylan)
3809.0225.010



HSL884
3810.0505.028



Cover for Short Guide Nut

HSL906 (Silver)
3810.0507.003



Indicator Guard
HSL711
3810.0505.002



Gear Selector Guide Full Cover
HSA620
3810.0505.042



Gear Selector Guide
HSA650
3899.0000.384



Fulcrum Lever
HSJ842
3810.0105.012



Fulcrum Lever with Locating Washer
HSJ905
3810.0105.011



Nut (8mm)
HMN128
3809.0205.144

HMN411 (Xylan)
3809.0212.011



Nut (6mm)
HMN440
3809.0205.157



Locating Washer
HSJ929
3810.0105.008

Classic Parts

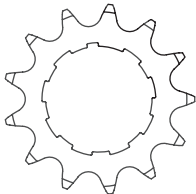
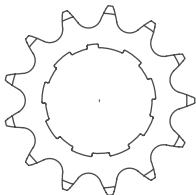
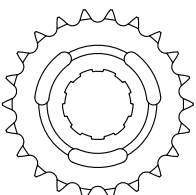


CP

Sprocket Teeth	26	24	23	22	21	20	19	18	17	16	15	14	13
Sprocket Thickness 1/8" Deep Dished							 CSISW.19P HSL965 [CP]	 CSISW.18P HSL924 [CP]	 CSISW.17P HSL827 [CP]				
Dished	 CSISW.24D HSL876 [CP]	 CSISW.23D	 CSISW.22D HSL830 [CP]	 CSISW.21D HSL832 [CP]	 CSISW.20D HSL834 [CP]	 CSISW.19D HSL836 [CP]	 CSISW.18D HSL838 [CP]	 CSISW.17D HSL840 [CP]	 CSISW.16D				
Flat			 CSISW.22F HSL942 [CP]	 CSISW.21F HSL941 [CP]	 CSISW.20F HSL940 [CP]	 CSISW.19F HSL842 [CP]	 CSISW.18F HSL844 [CP]	 CSISW.17F HSL846 [CP]	 CSISW.16F HSL848 [CP]	 CSISW.15F HSL850 [CP]	 CSISW.14F HSL852 [CP]	 CSISW.13F HSL854 [CP]	
Sprocket Thickness 3/32" Dished				 CSISN.21D HSL210 [CP]	 CSISN.20D HSL209 [CP]	 CSISN.19D HSL858 [CP]	 CSISN.18D HSL860 [CP]	 CSISN.17D HSL862 [CP]	 CSISN.16D HSL208 [CP]				
Flat	 CSISN.26F HSL213 [CP]		 CSISN.22F HSL951 [CP]	 CSISN.21F HSL950 [CP]	 CSISN.20F HSL949 [CP]	 CSISN.19F HSL948 [CP]	 CSISN.18F HSL947 [CP]	 CSISN.17F HSL946 [CP]	 CSISN.16F HSL864 [CP]	 CSISN.15F HSL945 [CP]	 CSISN.14F HSL944 [CP]	 CSISN.13F HSL943 [CP]	



9-Spline Sprockets

 <p>1/8" x 1/2" Flat [CP]</p>	13T	CSIXW.13F	HSL887
	14T	CSIXW.14F	HSL888
	15T	CSIXW.15F	HSL889
	16T	CSIXW.16F	HSL890
	17T	CSIXW.17F	HSL891
	18T	CSIXW.18F	HSL892
	19T	CSIXW.19F	HSL908
	20T	CSIXW.20F	HSL909
	21T	CSIXW.21F	HSL910
	22T	CSIXW.22F	HSL911
 <p>3/32" x 1/2" Flat [CP]</p>	12T	CSIXN.12F	HSL893
	13T	CSIXN.13F	HSL894
	14T	CSIXN.14F	HSL912
	15T	CSIXN.15F	HSL913
	16T	CSIXN.16F	HSL914
	17T	CSIXN.17F	HSL915
	18T	CSIXN.18F	HSL916
	19T	CSIXN.19F	HSL917
	20T	CSIXN.20F	HSL918
	21T	CSIXN.21F	HSL919
 <p>3/32" x 1/2" Dished [CP]</p>	22T	CSIXN.22D	HSL224

9-Spline Spacers

Sprocket Spacer 2mm (12T Only)	HMW536	3809.0410.024
Sprocket Spacer 3mm (12T Only)	HMW535	3809.0410.023
Sprocket Spacer 2mm (13-22T)	HMW538	3809.0410.026
Sprocket Spacer 3mm (13-22T)	HMW537	3809.0410.025
Sprocket Spacer 3.2mm (13-22T)	HMW578	3809.0410.028
Sprocket Spacer 5mm (13-22T)	HMW579	3809.0410.029

Sprocket Fittings



Sprocket Circlip

HSL721
3809.0705.005
HSL879 (Xylan)
3809.0707.002



Sprocket C-clip

HSL900
3809.0705.017



Plastic Sprocket Dustcap

HSL871
3809.0805.025

Lockwasher For Chain Adjuster



13/32" x 6mm x 9.7mm
HMW534 (Xylan)
3809.0410.013
· Vertical Dropout



13/32" x 4mm x 9.5mm
HMW518
3809.0405.118
HMW529 (Xylan)
3809.0407.015



13/32" x 1.8mm x 9.5mm
HMW515
3809.0405.120



M10 x 6mm x 9.7mm
HMW566
3809.0410.019
· Vertical Dropout



3/8" x 6mm x 9.7mm
HMW558
3809.0410.014
· Vertical Dropout



3/8" x 4mm x 9.5mm
HMW521
3809.0405.121
HMW530 (Xylan)
3809.0407.002



13/32" x 2mm x 9.5mm
HMW526
3809.0405.119
HMW544 (Xylan)
3809.0410.005



Lock Washer
M10 x 4mm x 9.5mm
HMW552
3809.0405.140
HMW551 (Xylan)
3809.0407.023



Lock Washer R
M10 x 4mm x 9.5mm
HMW561
3809.0405.157
HMW563 (Xylan)
3809.0407.026



Lock Washer L
M10 x 4mm x 9.5mm
HMW562
3809.0405.158
HMW564 (Xylan)
3809.0407.027

Brake Cable Assembly



BSD1X - Standard Type

BSD1XH - Hex Type

BSD1XH1 - Hex Type

BSD1X / BSD1XH / BSD1XH1

Ø1.6 Slick Stainless Cable + 2P Casing + Xylan Adjuster Assembly

HSK765 / BSD1X.0900.BA1 / 900mm

HSK765H / BSD1XH.0900.BA1 / 900mm

HSK765H1 / BSD1XH1.0900.BA0 / 900mm

HSK768 / BSD1X.1600.BA1 / 1600mm

HSK768H / BSD1XH.1600.BA1 / 1600mm

HSK768H1 / BSD1XH1.1600.BA0 / 1600mm



BSD05 - Standard Type

BSD05H - Hex Type

BSD05H1 - Hex Type

BSD05 / BSD05H / BSD05H1

Ø1.6 Galvanized Cable + 2P Casing

HSK730 / BSD05.0900.BA1 / 900mm

HSK730H / BSD05H.0900.BA1 / 900mm

HSK730H1 / BSD05H1.0900.BA0 / 900mm

HSK736 / BSD05.1600.BA1 / 1600mm

HSK736H / BSD05H.1600.BA1 / 1600mm

HSK736H1 / BSD05H1.1600.BA0 / 1600mm



BSD01 (BF)

Ø1.6 Galvanized Cable + 2P Casing

HSK740 / BSD01.0900.BA0 / 900mm



Brake Adjuster Assembly - Standard Type

HSB422

3899.0000.154

HSB536 (Xylan)

3899.0000.457

(SBF, SAB3, AB3, AB5, X-FD, XL-FD, XL-FDD, RX-RD3, RXL-RD3, X-RD3, XL-RD3, X-RD4, X-RD5, XL-RD5, X-RD8)



Brake Adjuster Assembly - Hex Type

HSB559 (Xylan)

3899.0000.625

HSB560

3899.0000.786

SBF, SAB3, AB3, AB5, X-FD, XL-FD, XL-FDD, RX-RD3, RXL-RD3, X-RD3, XL-RD3, X-RD4, X-RD5, XL-RD5, X-RD8



Brake Adjuster Assembly III

HSB307

3899.0000.172

HSB537 Xylan

3899.0000.715

[BF]



Pinch Bolt

HSK770

3899.0000.774



Pinch Bolt Assy (Type1)

HSK771

3899.0000.944

Brake Arm Clips

Front Brake Arm Clips



17.5mm (11/16")

HSL702
3899.0000.106



22.2mm (7/8")

HSL703
3899.0000.107



Rubber Sleeve

HSL770
3810.0505.005

Rear Brake Arm Clips



15.5mm

HSL767
3899.0000.115



17.0mm (43/64")

HSL907
3899.0000.658



22.2mm (7/8")

HSL769
3899.0000.116



15.9mm (5/8")

HCB101
3899.0000.746



17.0mm (43/64")

HSL791
3899.0000.150



19.1mm (3/4")

HSL761
3899.0000.659

Fulcrum Clips & Pulleys

Fulcrum Clips



Top tube and Down tube



28.6mm (1-1/8")

HSJ514
3899.0000.176
· HSJ515 included

Chainstay and Backstay



15.9mm (5/8")

HSJ553
3899.0000.660



17.9mm (45/64")

HSJ548
3899.0000.101



19.1mm (3/4")

HSJ753
3899.0000.697



15.9mm (5/8")

HSJ775
3899.0000.108
HSJ515 included



Fulcrum Sleeve

HSJ515
3810.0505.003

Pulleys

Top tube and Down tube



28.6mm (1-1/8")

HSJ521
3899.0000.105



25.4mm (1")

HSJ520
3899.0000.104



TLSL1
 TLSL1.0000.0AO
 · Sprocket & Lock Ring Removal Tool
 · For HBT Rear Hub



HTR149
 3899.0000.627
 · Anti-Theft Dome Nut Tool



HTR147
 3810.0725.005
 · Ratchet Ring Removal Tool



TLSF2
 TLSF2.0000.0AO
 · Single Freewheel Removal Tool



HTR150
 3810.0725.012



HTR139
 3810.0790.007
 · Dynohub Cap Spanner



HTR148
 3810.0790.010
 · C50 Ball Ring Spanner



HTR151
 3810.0790.011
 · S40 Ball Ring Spanner



HTR140
 3810.0790.002
 · 14mm Cone Spanner



HTR141
 3810.0790.003
 · 16mm Cone Spanner



HTR142
 3810.0790.004
 · 23mm Cone Spanner



HTR145
 3810.0790.008
 · Classic Ball Ring Spanner



HTR144
 3810.0790.006
 · S2C Ball Ring Spanner



HTR146
 3810.0790.009
 · S80(W) Ball Ring Spanner

Notes

Notes

Notes

Notes

Notes

Notes

Look for SunRace 2024-2025 catalogue.





Sun Race Sturmey-Archer Inc.
No.51, Haishan Central Street,
Luzhu District, Taoyuan City, 33856 Taiwan
Tel:+886 (3) 354-3900
Fax:+886 (3) 354-2858
E-mail:info@sunrace.com

Sun Race Sturmey-Archer Europe
111 Energieweg,
3641 RT Mijdrecht, The Netherlands
Tel:+31 (20) 609-0221
Fax:+31 (20) 609-0211
E-mail:info@sunrace.nl

Sun Race Sturmey-Archer USA
952 School Street, #409
Napa, CA 94559 U.S.A
Tel:+1 (707) 259-6700
E-mail:info@sunraceusa.com

www.sunrace.com
www.sturmey-archer.com
www.sturmey-archerheritage.com

Making Cycling Easier
Making Cycling Safer

The Original And Best